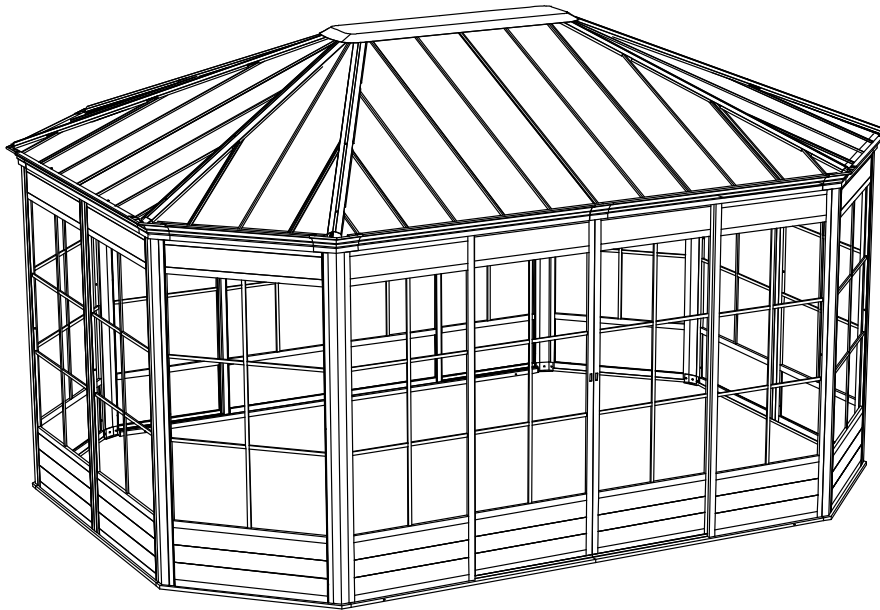


# Outdoor Gazebo / Gazebo extérieur / Gazebo para exteriores

ITM. / ART. 1452580

MODEL / MODÈLE / MODELO A102010800



## **IMPORTANT, RETAIN FOR FUTURE REFERENCE: READ CAREFULLY.**

Please check with your local governing authority / local municipal codes regarding installation of structures before assembly.

## **IMPORTANT : LIRE ATTENTIVEMENT ET CONSERVER POUR CONSULTATION ULTÉRIEURE.**

Avant l'assemblage, consulter les règlements municipaux applicables à l'installation de structures semblables.

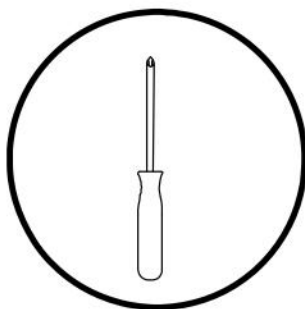
## **IMPORTANTE, CONSERVE PARA FUTURA REFERENCIA: LEA CUIDADOSAMENTE.**

Por favor, antes de ensamblar, verifique con las autoridades de su localidad/municipalidad la reglamentación relativa a la instalación de estructuras.

**Safety Items required (Not Included) / Articles de sécurité requis (non compris) / Artículos de seguridad requeridos (no incluidas):**



**Tools Needed (Not Included) / Outils requis (non compris) / Herramientas necesarias (no incluidas):**



Included / Compris / Incluidas

**Questions, problems, missing parts?**

Before returning to your retailer, call Sunjoy Group at 1(866) 578-0101 (English, French and Spanish) anytime 24 hours / 7 days a week, or email to [costco@sunjoygroup.com](mailto:costco@sunjoygroup.com) or visit [www.sunjoyonline.com](http://www.sunjoyonline.com) for more information or assistance.

**Vous avez des questions? Il vous manque des pièces?**

Avant de retourner chez le détaillant, appelez Sunjoy Group au 1(866) 578-0101 (anglais, français et espagnol) à n'importe quelle heure, ou envoyez un email à [costco@sunjoygroup.com](mailto:costco@sunjoygroup.com) ou visitez [www.sunjoyonline.com](http://www.sunjoyonline.com) pour de l'information ou de l'aide supplémentaire.

**¿Preguntas, problemas o piezas faltantes?**

Antes de regresar el producto a la tienda, Para asistencia técnica o preguntas, llame Sunjoy Group al 1(866) 578-0101 (inglés, francés y español) (Teléfono no válido en México) a cualquier hora, o mande un correo electrónico a [costco@sunjoygroup.com](mailto:costco@sunjoygroup.com) o visite [www.sunjoyonline.com](http://www.sunjoyonline.com) para más información o asistencia.

**WARNING:**

- Check to ensure all parts are present prior to assembly.
- **This unit is heavy! At least 4 adults are needed for safe assembly.**

**Never assemble this alone!**

- Keep all children and pets away from assembly area. Children and pets should be supervised when they are in the area of the gazebo construction.
- Keep assembly area more than 1.8 m / 5.9 ft from any obstruction such as a fence, garage, house, overhanging branches, laundry line or electrical wires.
- Some parts may contain sharp edges. When assembling and using this product, basic safety precautions should always be followed to reduce the risk of personal injury and damage to the product. Please read all instructions before assembly and use.
- For outdoor use only. Check all bolts for tightness before use and periodically check and tighten bolts as necessary.
- Assemble this unit on firm, level ground or hard surface only. Ensure the unit is level after final assembly.
- Protect parts during assembly by laying them on a non-abrasive surface such as blankets or cardboard.

**CARE INSTRUCTIONS**

Clean gently with a sponge using environmentally-friendly soap solution and water. Do not use abrasive materials, wire brushes, chemicals, cleansers or bleach. Do not use a pressure washer. Rinse well. Allow to air dry.

If there are nicks, chips or scratches, go to your local hardware store or home center and obtain a closest match touch-up paint suitable for outdoor metal use. Follow instructions that appear on the paint can. Snow must be cleared off regularly during snowy days. Remove the snow at the top when it is thicker than 10.16 cm / 4 in. In order to avoid damages, use a plastic snow rake to remove excessive snow and ice buildup from roof and keep away from falling debris.

**TWO-YEAR LIMITED WARRANTY**

This limited warranty is extended to the original purchaser and applies to defects in material and workmanship of your item provided the item is maintained with care and used only for personal, residential purposes. The manufacturer warrants this item is free of defects in material and workmanship for a period of two years. If any defect is found, please call our customer service department at 1-866-578-0101 or email at [costco@sunjoygroup.com](mailto:costco@sunjoygroup.com) for help. The manufacturer will not cover transportation or delivery costs or compensate the individual or any outside party for assembling or disassembling the product.

AUSTRALIA: Our goods come with guarantees that cannot be excluded under the Australian Consumer Law. You are entitled to a replacement or refund for a major failure and for compensation for any other reasonably foreseeable loss or damage. You are also entitled to have the goods repaired or replaced if the goods fail to be of acceptable quality and the failure does not amount to a major failure.

## AVERTISSEMENT :

- Vérifier qu'il ne manque aucune pièce avant de commencer le montage.
- **Ce pavillon est lourd! Au moins quatre adultes sont nécessaires à un montage sécuritaire.**



### Ne jamais monter le pavillon seul!

- Tenir les enfants et les animaux à l'écart ou les surveiller pendant le montage.
- Assembler le pavillon à plus de 1,8 m (5,9 pi) de tout obstacle tel qu'une clôture, un garage, une maison, des branches d'arbres, une corde à linge ou des fils électriques.
- Certaines pièces ont des bords tranchants. Au moment du montage et durant l'utilisation de ce produit, toujours prendre des mesures de sécurité élémentaires pour réduire les risques de blessure ou de dommage au pavillon. Lire toutes les instructions avant de monter et d'utiliser le pavillon.
- Pour usage extérieur seulement. Vérifier la solidité des vis et des boulons avant la première utilisation, et de façon régulière par la suite; les resserrer au besoin.
- Monter ce pavillon sur une surface dure ou sur un sol plan et ferme seulement. Vérifier que le produit est de niveau après le montage.
- Pendant le montage, protéger les pièces en les disposant sur une surface non abrasive comme une couverture ou du carton.

## ENTRETIEN

Nettoyer doucement avec une éponge et une solution de savon écologique et d'eau. Ne pas utiliser d'abrasifs, de brosses métalliques, de produits chimiques, de nettoyeurs ou de javellisants. Ne pas utiliser de laveuse à pression. Bien rincer, et laisser sécher à l'air libre. En cas d'éclats de peinture ou d'égratignures, se procurer une peinture pour retouches convenant à un usage sur le métal et à l'extérieur dans une quincaillerie ou un magasin à grande surface. Suivre les instructions inscrites sur le contenant. Dénéiger régulièrement le toit du pavillon lorsque l'accumulation de neige dépasse 10 cm (4 po) d'épaisseur. Pour éviter d'endommager le pavillon, enlever la neige et la glace à l'aide d'un grattoir à toiture en plastique; attention aux chutes de neige et de glace.

## GARANTIE LIMITÉE DE DEUX ANS

Cette garantie limitée ne s'applique qu'à l'acheteur original et aux défauts en matériel et en main d'oeuvre de votre produit, à condition que l'article a été maintenu avec soin et utilisé uniquement pour emploi personnel et résidentiel. Le fabricant garanti que cet article n'a aucun défaut matériel et de main d'oeuvre pendant une période de deux ans. Si vous trouvez un défaut, veuillez appeler le département de service au client au numéro 1-866-578-0101 ou par courriel à [costco@sunjoygroup.com](mailto:costco@sunjoygroup.com) pour de l'aide. Le fabricant ne paiera pas les frais de transport et de manutention et ne dédommagera pas l'acheteur ni aucun tiers pour l'assemblage ou le démontage de l'article.

AUSTRALIE : Nos articles sont offerts avec des garanties qui ne peuvent connaître d'exclusions au regard de la loi australienne sur la protection des consommateurs. Vous avez droit au remplacement ou au remboursement en cas de défaillance majeure de votre article ainsi qu'à une compensation en cas de perte ou de dommage prévisible. Vous avez aussi droit à la réparation ou au remplacement de l'article s'il n'est pas d'une qualité acceptable et que la défaillance n'est pas majeure.

## ADVERTENCIA:

- Antes de comenzar a ensamblar este producto, asegúrese que todas las piezas estén completas.
- **¡Esta unidad es pesada! Se requieren 4 adultos para ensamblar de manera segura.**



### ¡Nunca ensamble este producto usted solo!

- Mantenga alejados a los niños y mascotas del área de ensamblado. Se debe supervisar en todo momento a los niños y las mascotas cuando se encuentren cerca del área de construcción de la cochera.
- Mantenga alejada el área de ensamblado a una distancia de al menos 1,8 m de cualquier obstrucción, como puede ser una cerca, garaje y casa, ramas colgantes, ropa o cables eléctricos.
- Algunas piezas pueden tener bordes afilados. Cuando utilice este producto siempre debe de seguir precauciones básicas de seguridad para reducir el riesgo de lesiones personales y daños al producto. Lea todas la instrucciones antes de ensamblar y utilizar este producto.
- Únicamente para uso en exteriores. Antes de usar revise que los tornillos estén bien apretados, compruebe periódicamente y vuelva a apretar según sea necesario.
- Ensamble esta unidad únicamente en una superficie firme o rígida a nivel de piso. Asegúrese de que la unidad esté bien nivelada después del montaje final.
- Proteja las piezas durante el ensamblado poniéndolas en una superficie no abrasiva como una manta o un cartón.

## INSTRUCCIONES DE CUIDADO

Limpie suavemente con una esponja usando una solución a base de agua y jabón amigable con el medio ambiente. No use materiales abrasivos como: cepillos de alambre, químicos, limpiadores o blanqueadores. No use máquinas de agua a presión. Enjuague bien. Permita secar al aire.

En caso de raspaduras, rasguños o roturas vaya a la ferretería de su localidad o a una tienda de materiales de construcción y compre una pintura para metal y exteriores lo más parecida al color de su cochera utilice siguiendo las instrucciones que aparecen en el bote de pintura.

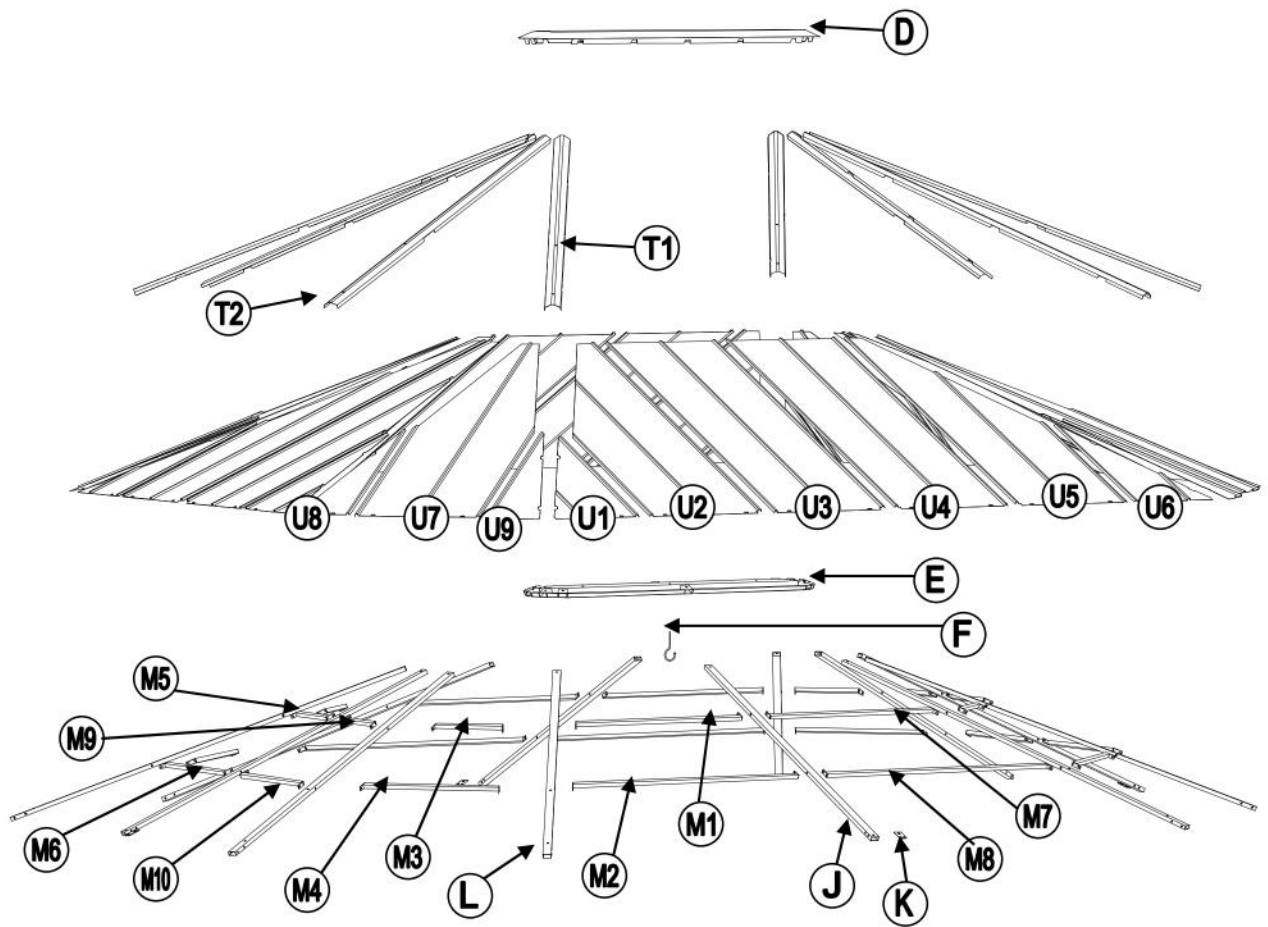
Se debe retirar la nieve regularmente durante los días con nevadas. Retire la nieve de la parte superior cuando alcance un grosor mayor a 10 cm. Con el fin de evitar daños, utilice un rastrillo de plástico para quitar la acumulación excesiva de nieve y hielo en el techo, manténgase alejado de la caída de los residuos de nieve.

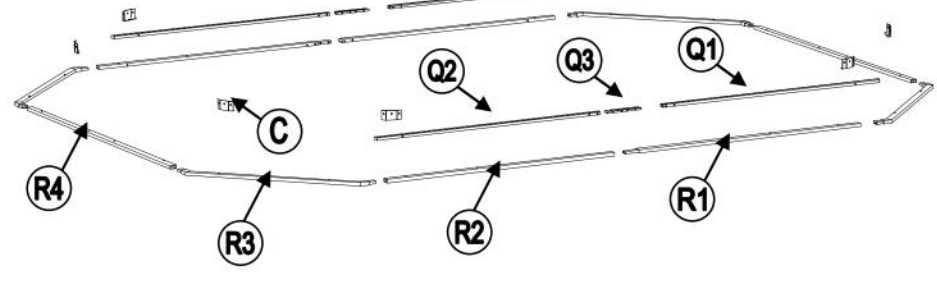
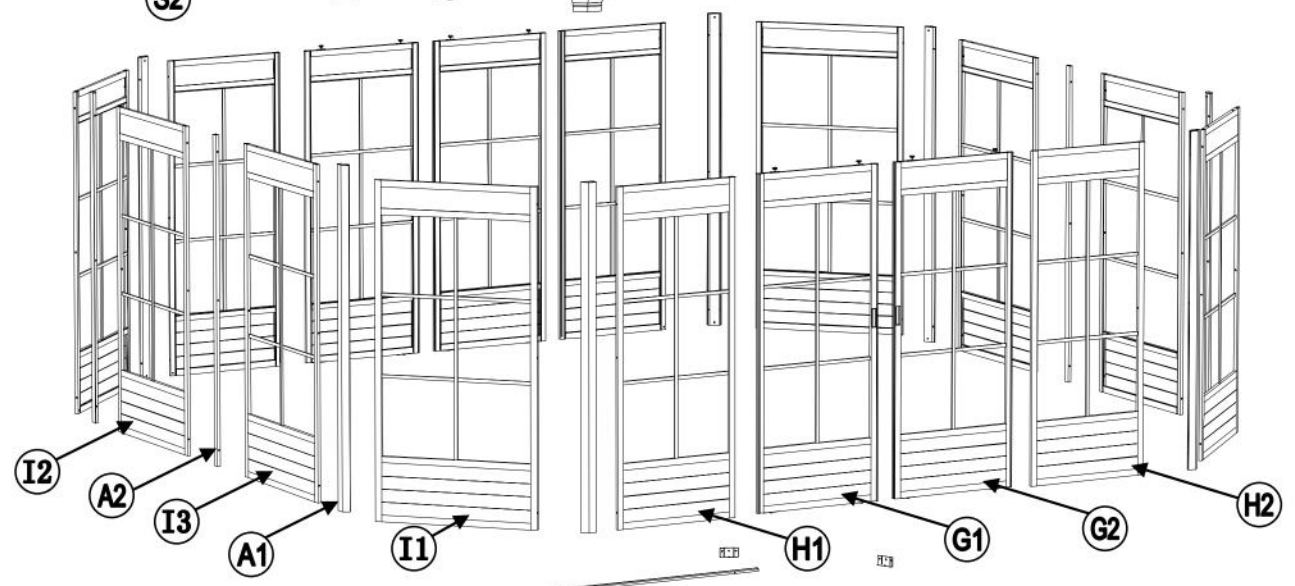
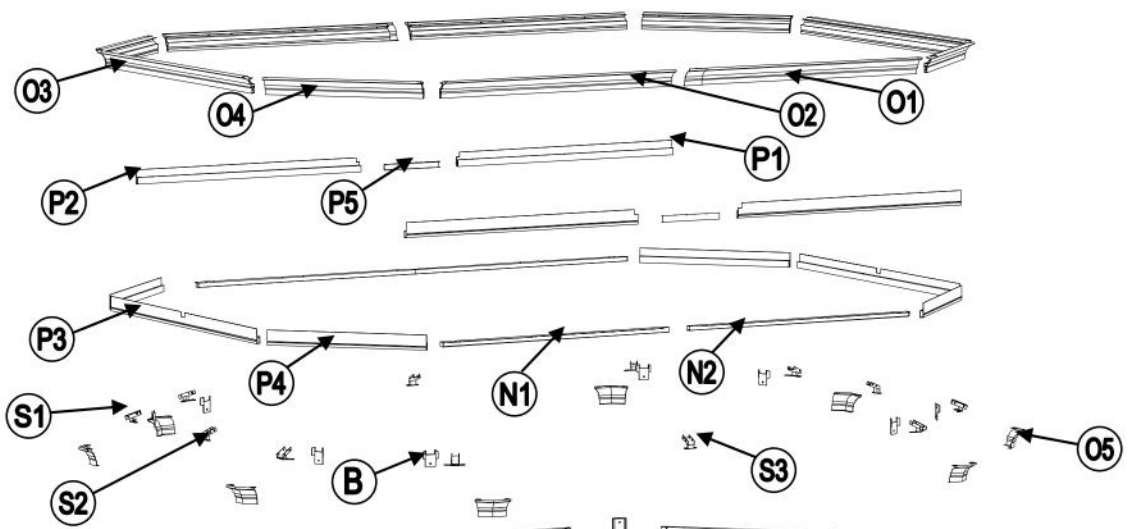
## GARANTIA LIMITADA DE DOS AÑOS












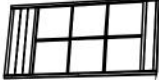






Esta garantía limitada se concede al comprador original y se aplica a defectos materiales y de mano de obra de su producto, siempre y cuando el artículo haya sido mantenido con cuidado y utilizado sólo para uso personal y residencial. El fabricante garantiza que este artículo no tiene ningún defecto material y de mano de obra durante un periodo de dos años. Si encuentra algún defecto, llame, por favor, a nuestro departamento de servicio al consumidor al 1-866-578-0101 o por correo electrónico a [costco@sunjoygroup.com](mailto:costco@sunjoygroup.com) para que le ayuden. El fabricante no cubre por los gastos de transporte o de entrega, ni compensa al individuo o cualquier otra persona por el montaje o desmontaje del producto.

AUSTRALIA: Nuestros productos cuentan con garantías que no se pueden excluir bajo las Leyes del Consumidor de Australia. Usted tiene derecho a un cambio o devolución en caso de un fallo importante y a una compensación por cualquier otra pérdida o daño razonablemente previsible. También tiene derecho a la reparación o reemplazo de los bienes, si éstos no cumplen con una calidad aceptable y el fallo no constituye un fallo importante.

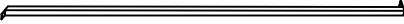



















Exploded Drawing / Diagramme agrandi / Vista explosionada














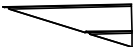












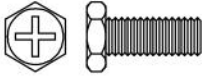
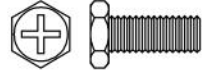



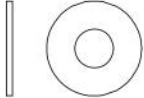




Parts List/Liste de Pièces/Listado de piezas			
Label Étiquette Etiqueta	Part Number No de pièce Parte	Qty QTÉ Cantidad	Part Image Diagramme de la pièce Diagrama de la Pieza
A1	P000200525	8	
A2	P000200526	2	
B	P002200308	8	
C	P000100393	8	
D	P000900140	1	
E	P000501443	1	
F	P005800081	1	
G1	P000401008	2	
G2	P000401009	2	
H1	P000401010	2	
H2	P000401011	2	
I1	P000401012	4	
I2	P000401013	2	
I3	P000401014	2	
J	P000601756	4	
K	P000501444	4	
L	P000601757	8	
M1	P000601758	2	



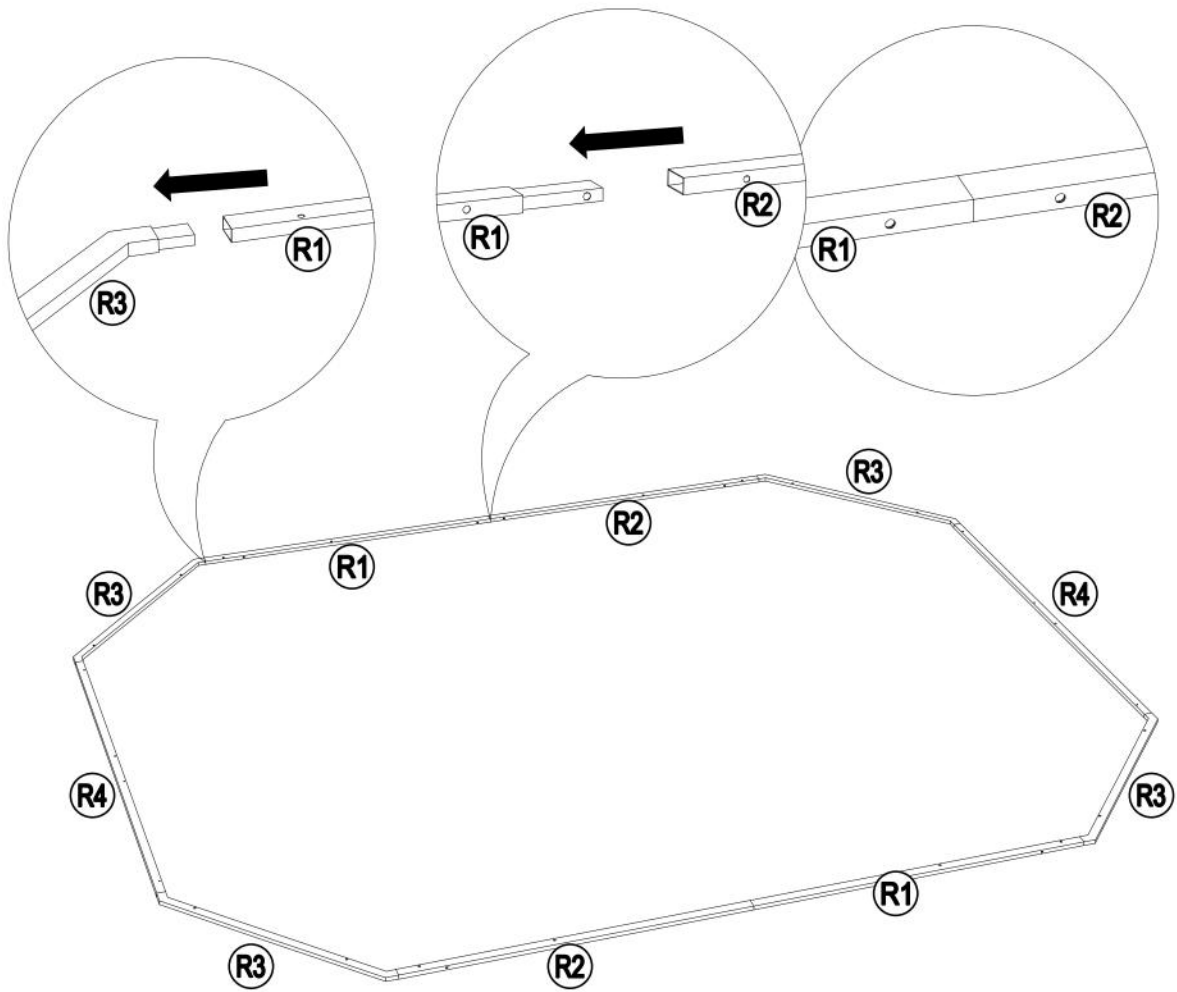
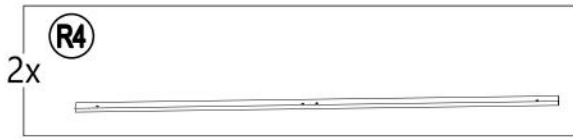
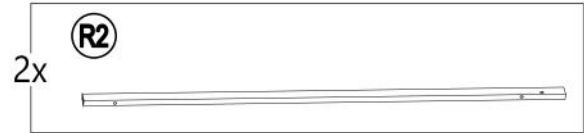
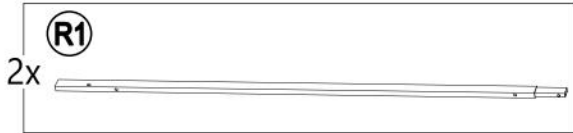
M2	P000601759	2	
M3	P000601760	4	
M4	P000601761	4	
M5	P000601762	2	
M6	P000601763	2	
M7	P000601895	2	
M8	P000601897	2	
M9	P000601896	2	
M10	P000601898	2	
N1	P005700756	2	
N2	P005700757	2	
O1	P005600413	2	
O2	P005600414	2	
O3	P005600415	2	
O4	P005600417	4	
O5	P000401015	8	
P1	P005000509	2	
P2	P005000510	2	
P3	P005600416	2	
P4	P005000511	4	

P5	P000501445	2	
Q1	P005700759	2	
Q2	P005700758	2	
Q3	P000501446	2	
R1	P005700760	2	
R2	P005700761	2	
R3	P005700762	4	
R4	P005700763	2	
S1	P000501447	4	
S2	P000501448	4	
S3	P000501449	4	
T1	P000800307	4	
T2	P000800308	4	
U1	P000700838	4	
U2	P000700840	4	
U3	P000700842	2	
U4	P000700843	2	
U5	P000700841	4	
U6	P000700839	4	

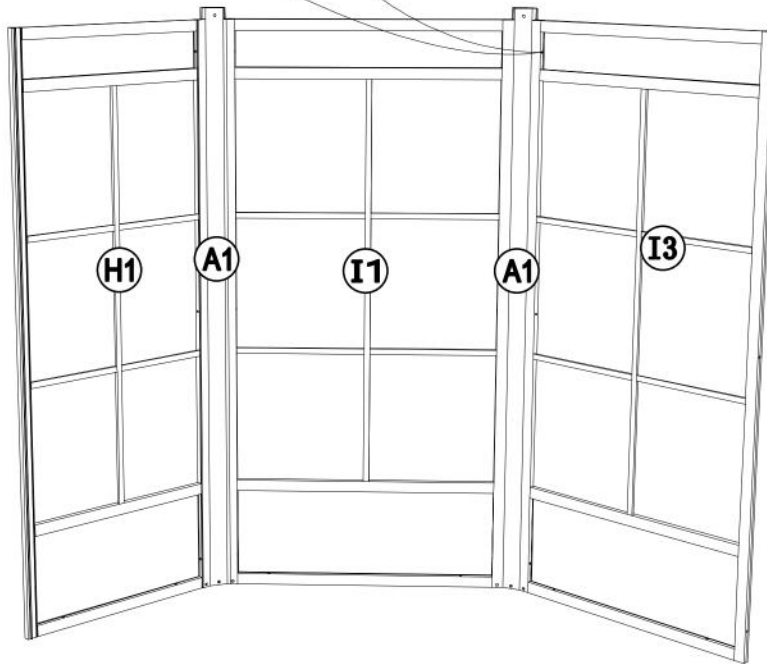
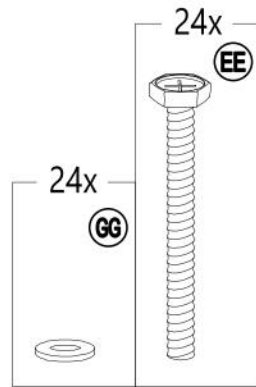
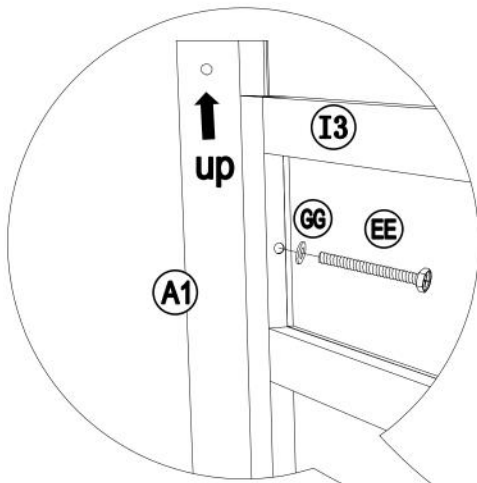
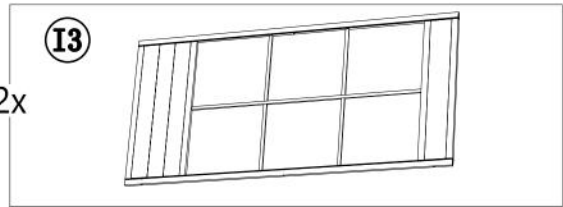
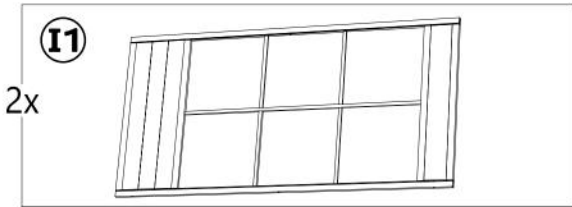
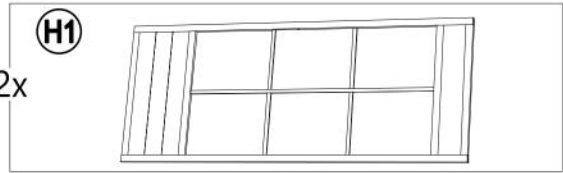
U7	P000700844	4	
U8	P000700845	4	
U9	P000700846	4	

Hardware Pack/ Quincaillerie pour l'étape/ Paquete de herramienta					
Label Étiquette Etiqueta	Part Number No de pièce Parte	Description Description Descripción	Qty QTÉ Cantidad	Spare De rechange Repuestos	Part Image Diagramme de la pièce Diagrama de la Pieza
AA	H010020008	Bolt M6*15 Boulon M6*15 Tornillo M6*15	178	9	
BB	H010020155	Bolt M6*15 (SS) Boulon M6*15 (SS) Tornillo M6*15 (SS)	48	3	
CC	H010020006	Bolt M6*45 Boulon M6*45 Tornillo M6*45	16	1	
DD	H010020007	Bolt M6*55 Boulon M6*55 Tornillo M6*55	24	2	
EE	H010020199	Bolt M6*55 (SS) Boulon M6*55 (SS) Tornillo M6*55 (SS)	116	6	
FF	H050010041	Flat washer M6 M6 Rondelle Plate M6 Arandela Plana	242	13	
GG	H050010019	Flat washer M6 (SS) M6 Rondelle Plate (SS) M6 Arandela Plana (SS)	164	9	
HH	H040010003	Nut M6 M6 Écrou Tuercas M6	24	2	
II	H010100002	Expansion Bolt $\Phi 6*80$ Boulons d'expansion $\Phi 6*80$ Tornillos de expansión $\Phi 6*80$	8	0	
Z	H090010017	Wrench M6 Clé M6 Llave Inglesa M6	2	0	

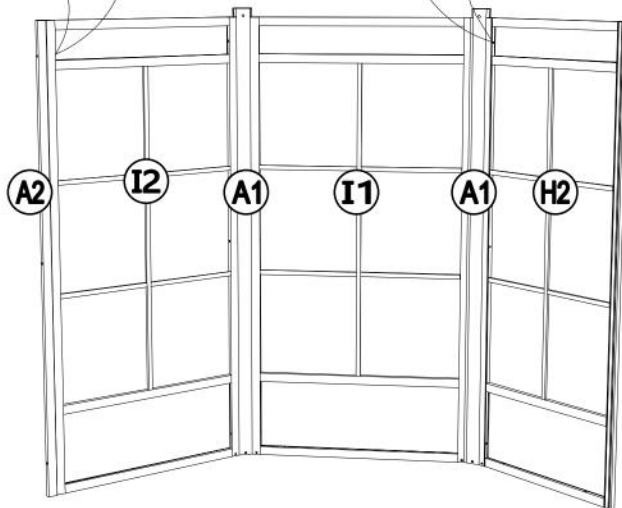
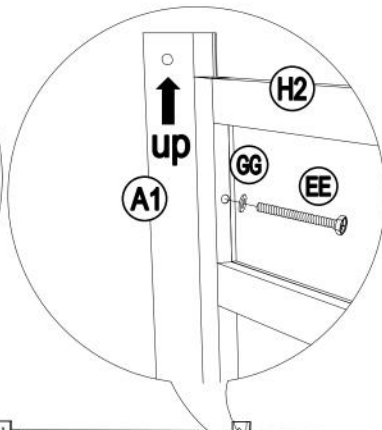
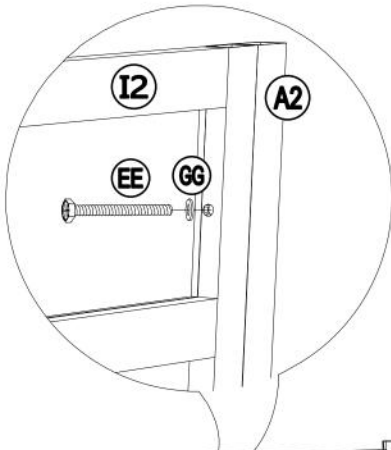
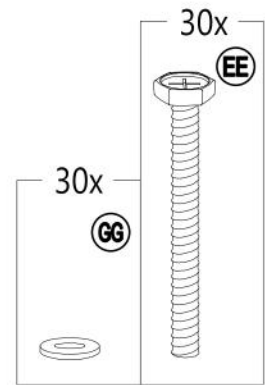

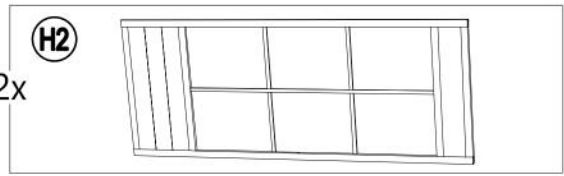
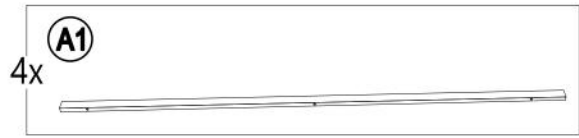
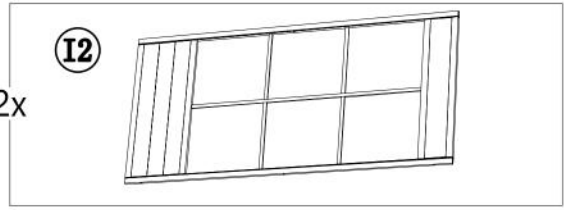
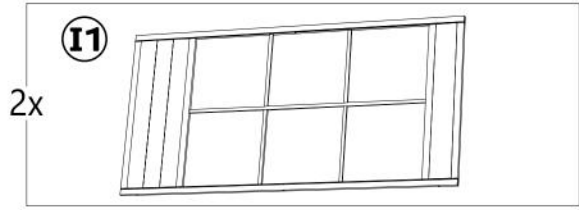
# 1

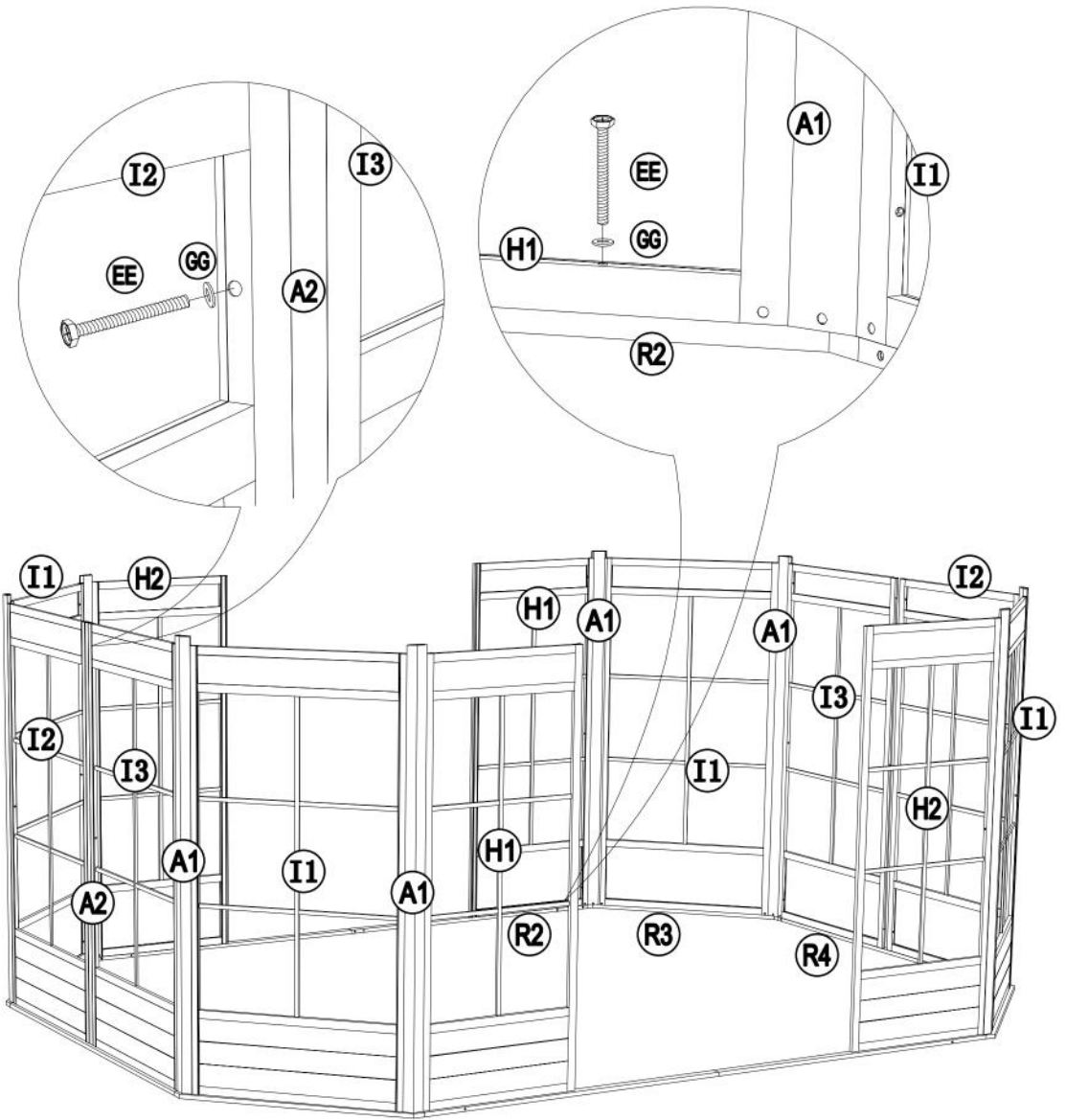
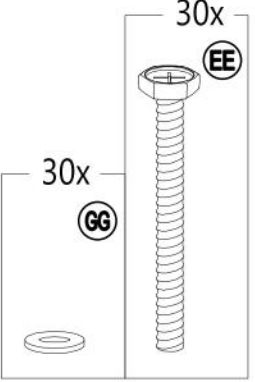


# 2



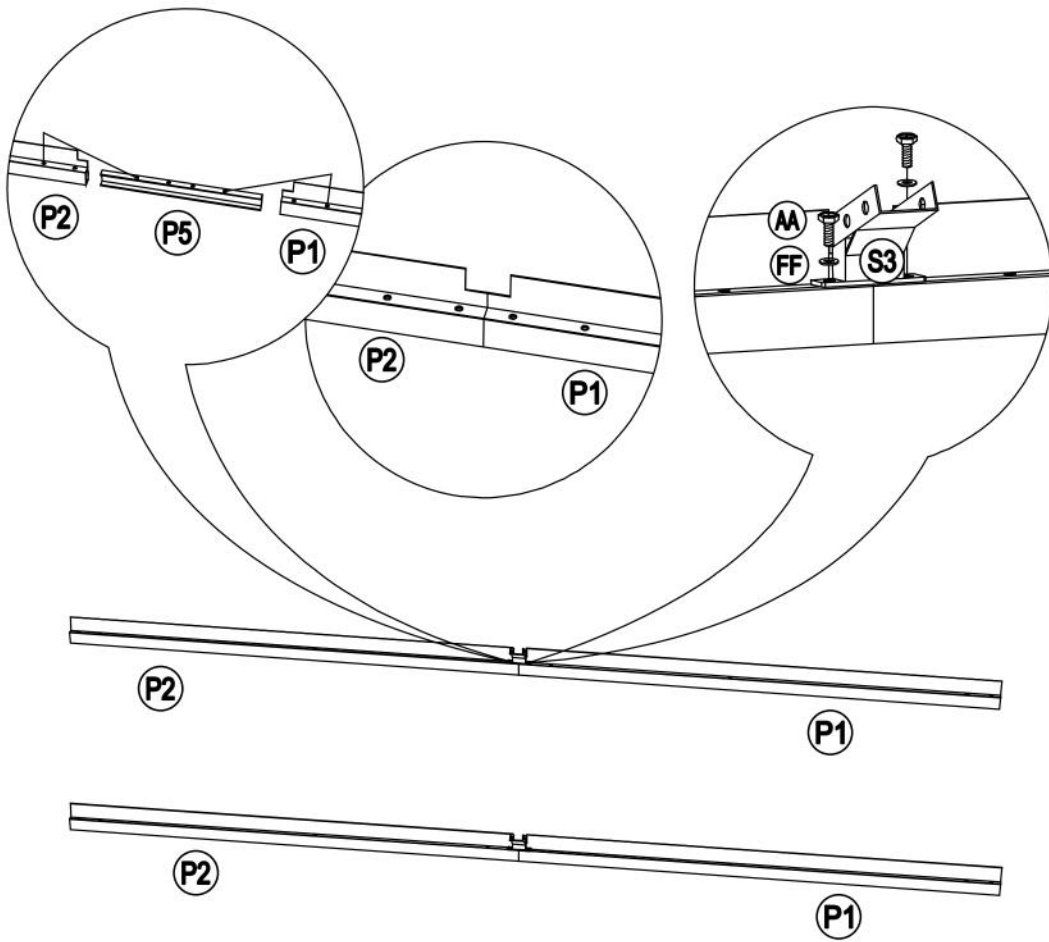
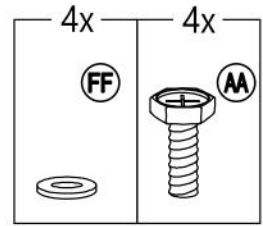
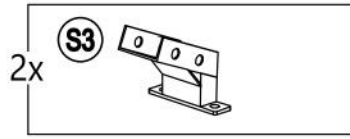
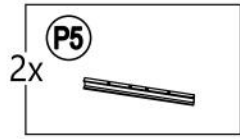
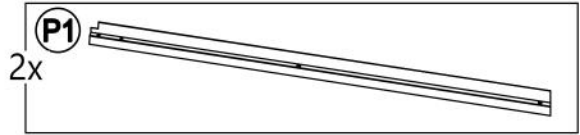
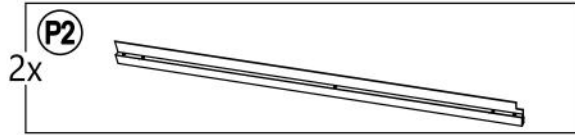
# 3



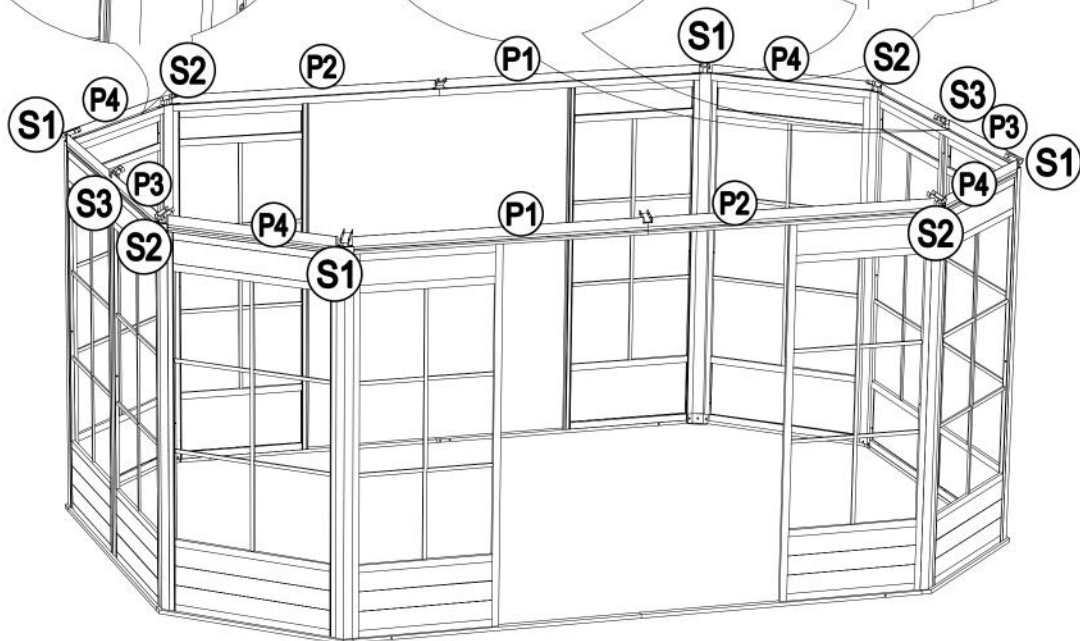
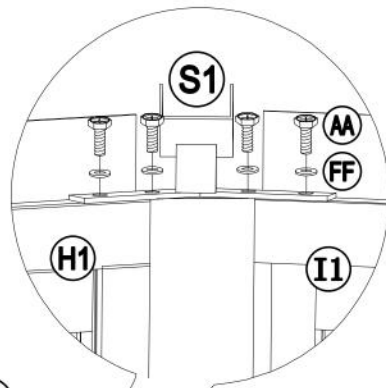
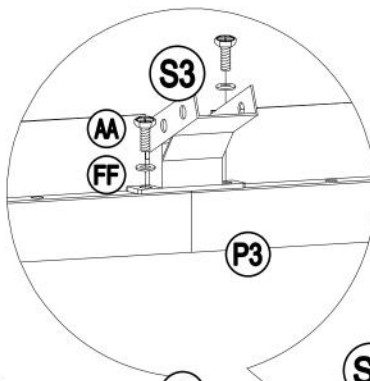
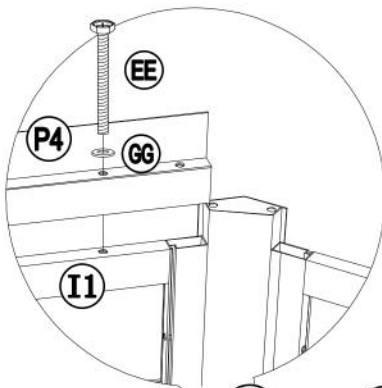
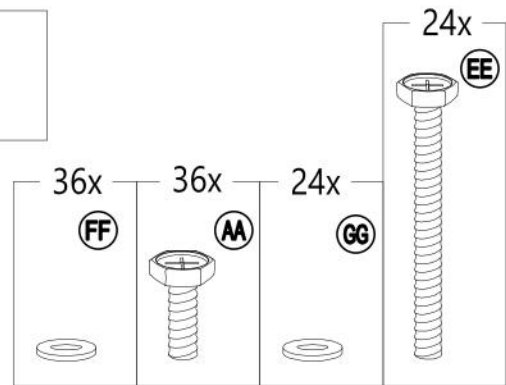
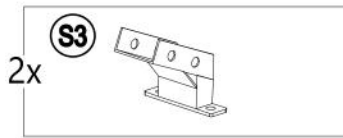
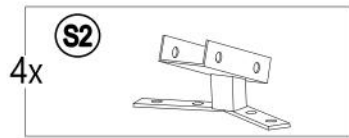
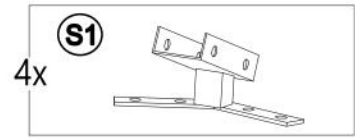
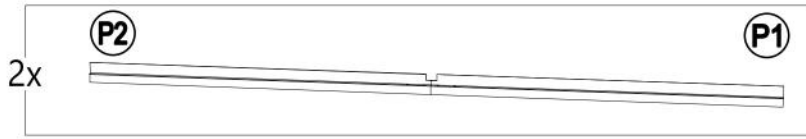




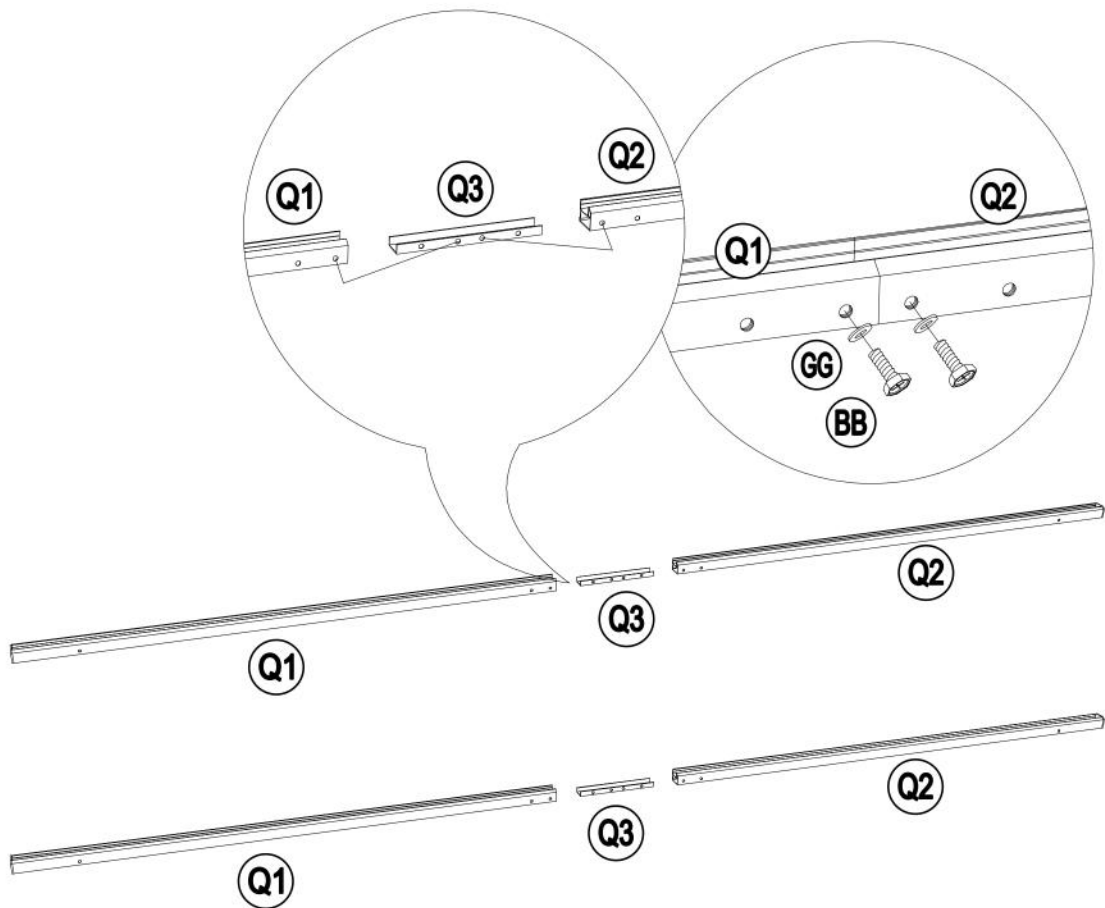
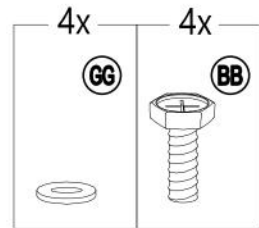
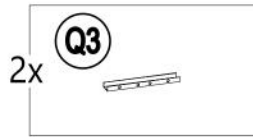
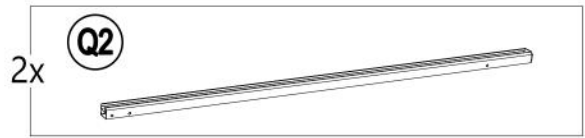

# 5

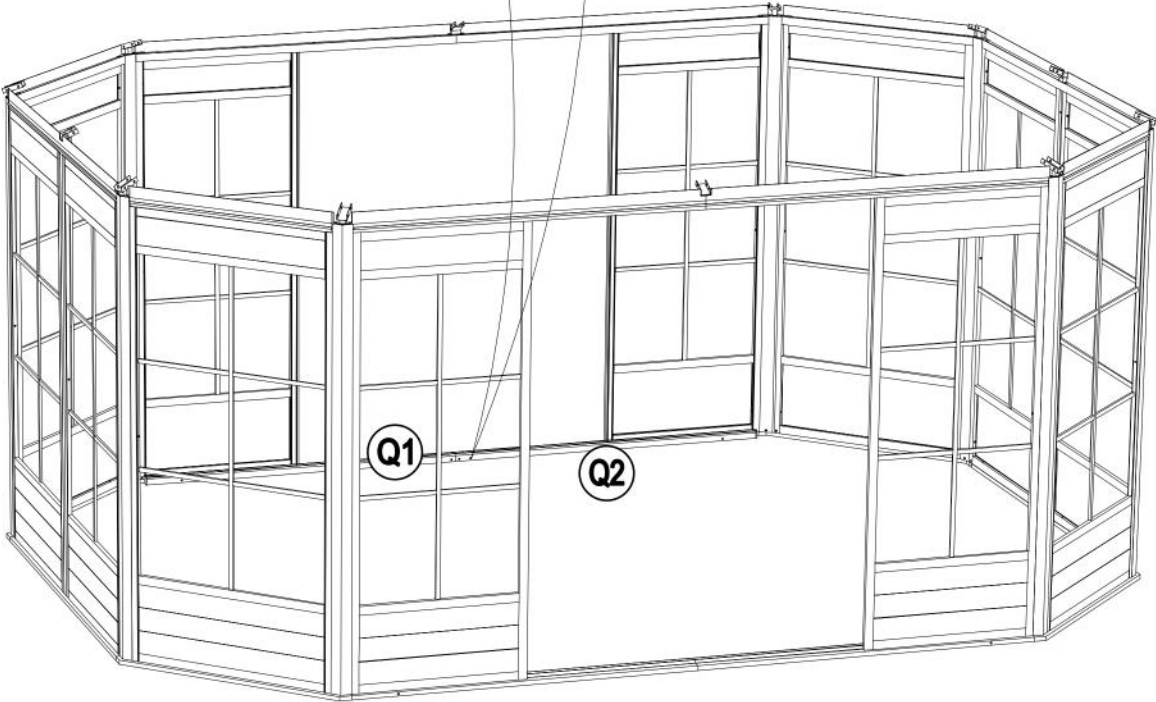
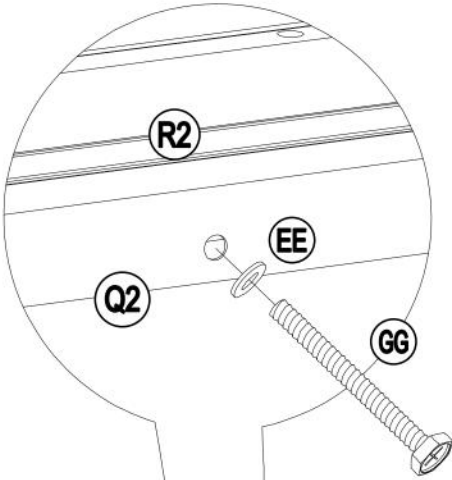
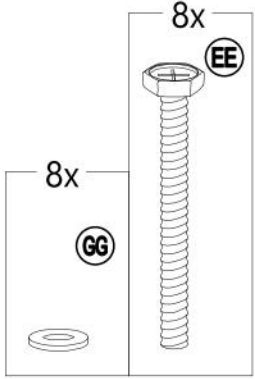


# 6

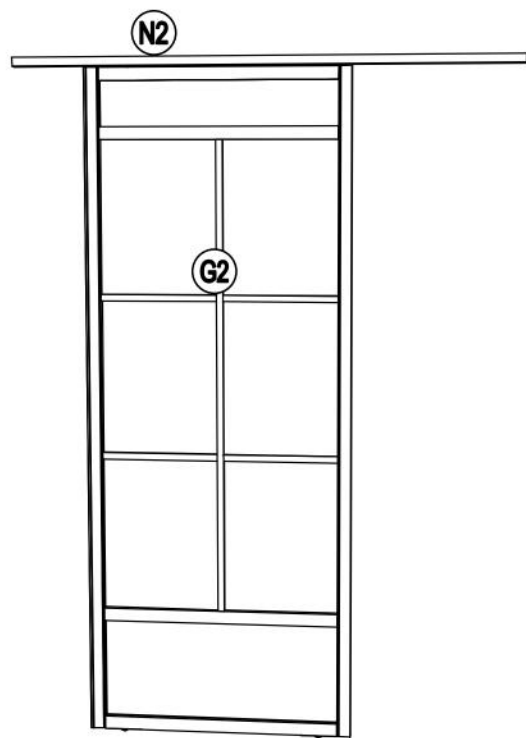
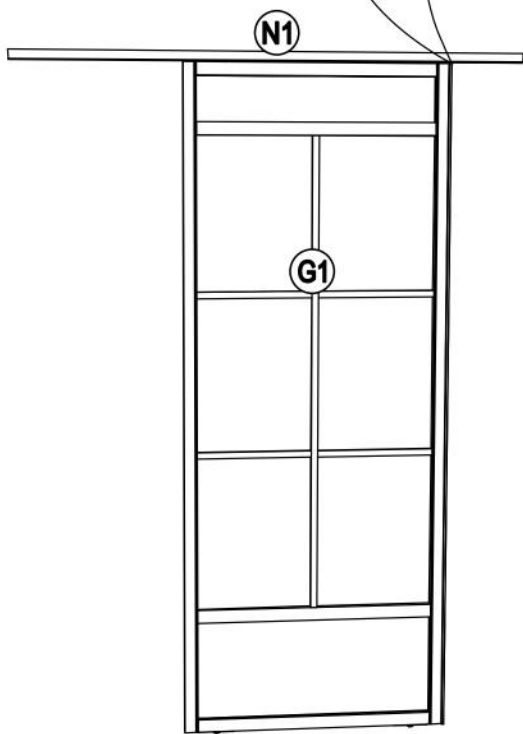
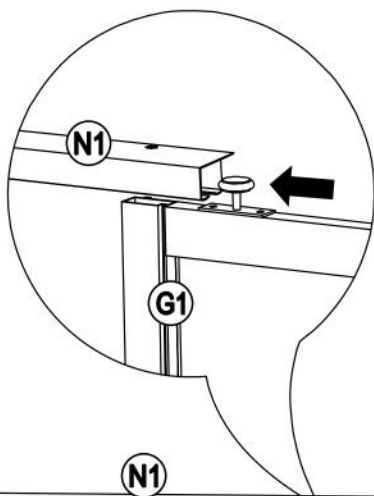
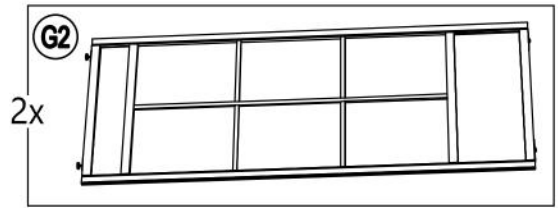
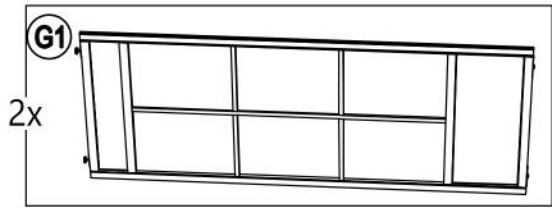
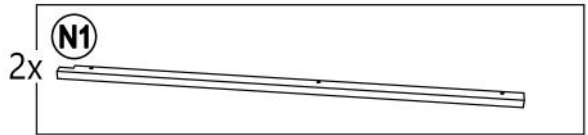
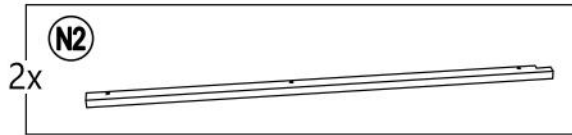


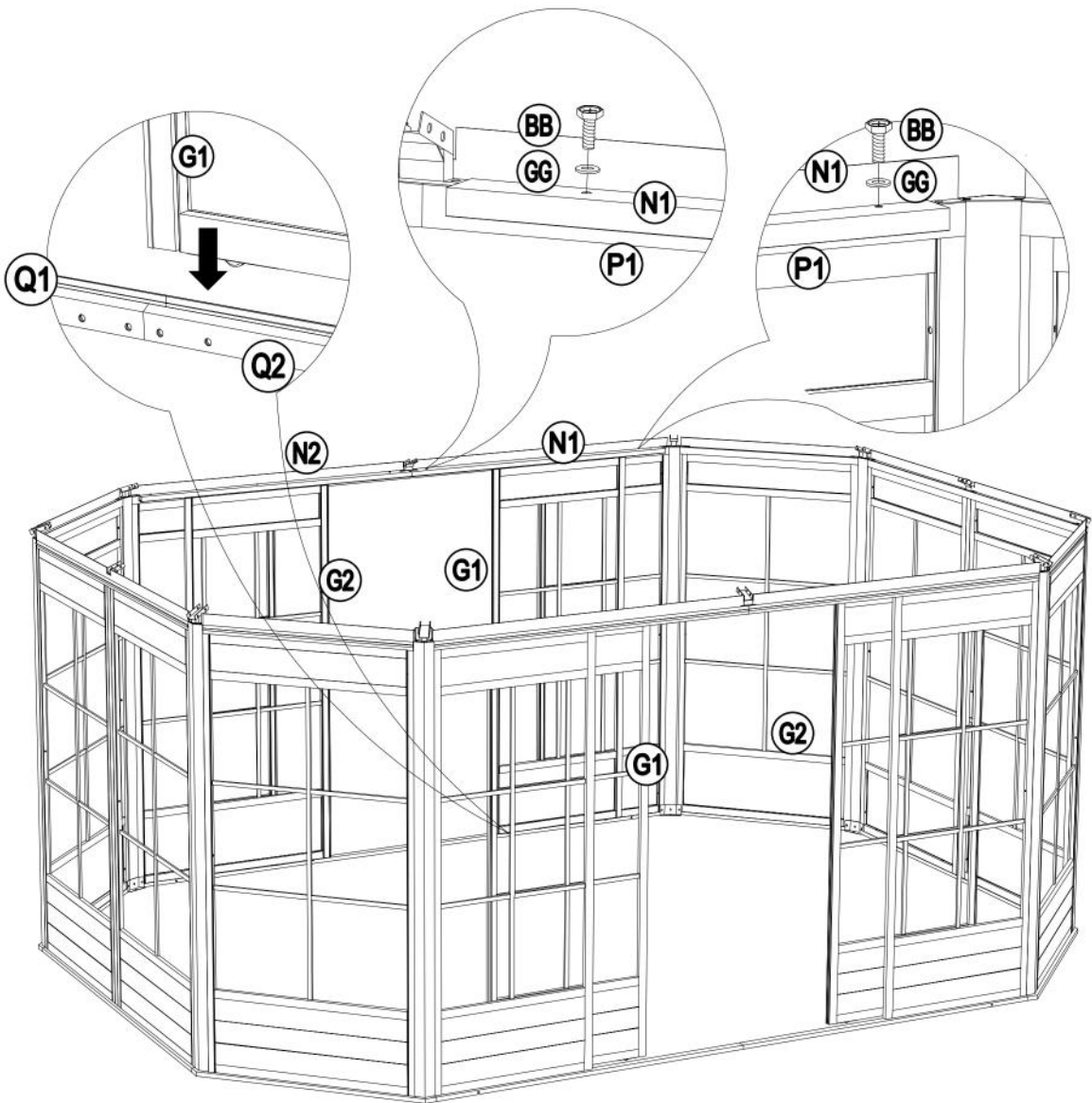
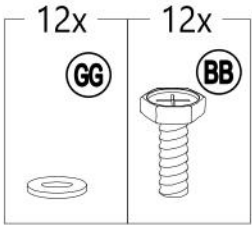
# 7

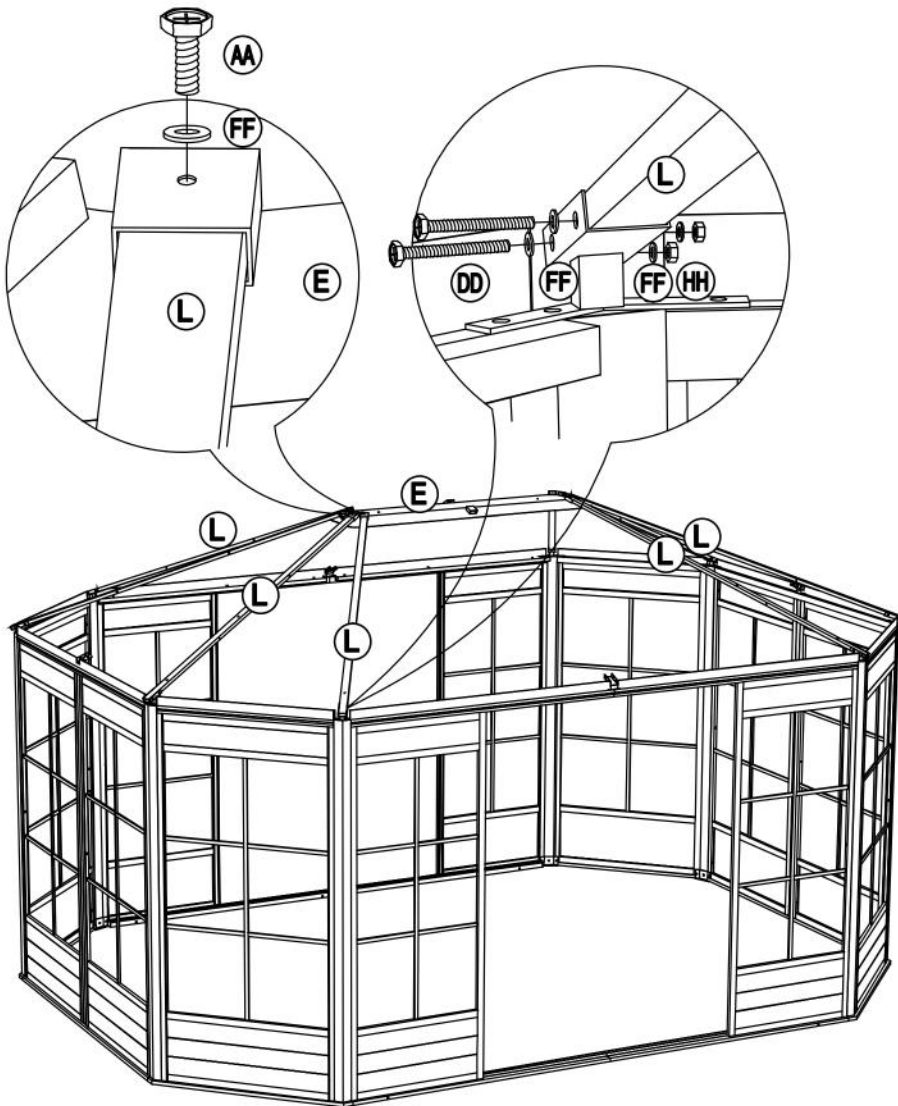
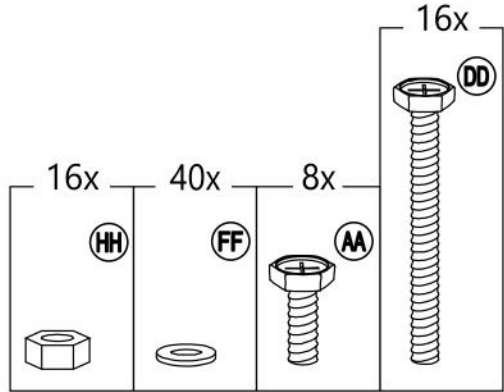
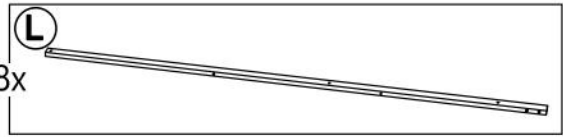
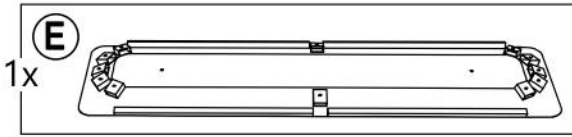




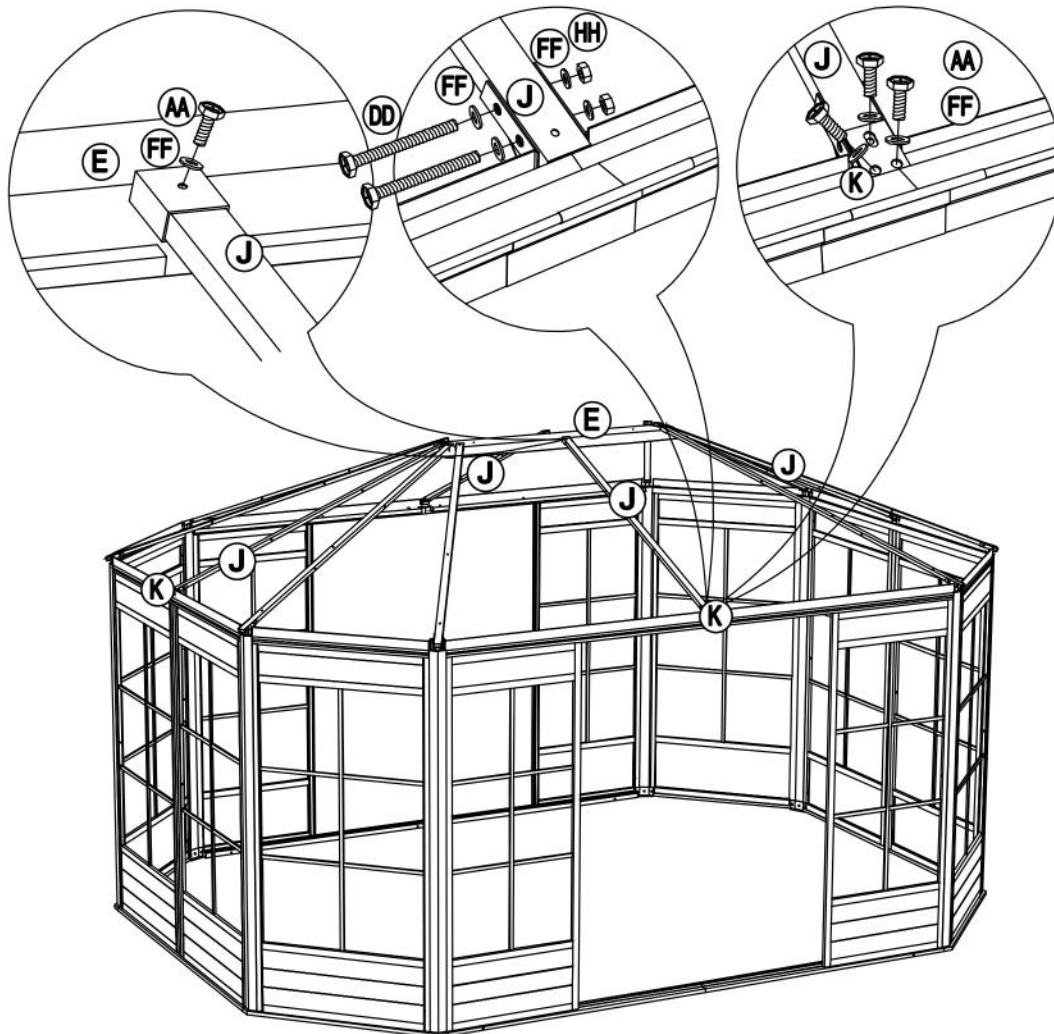
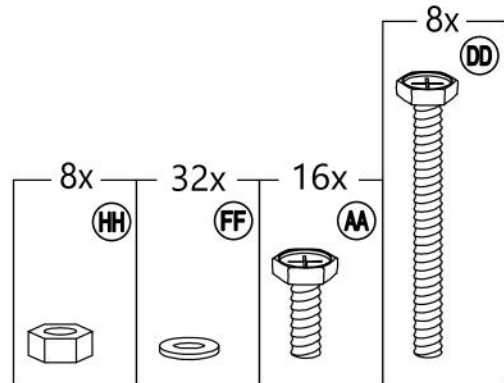
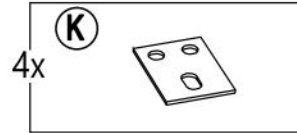
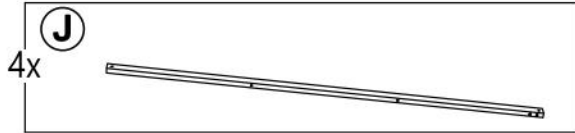
# 9





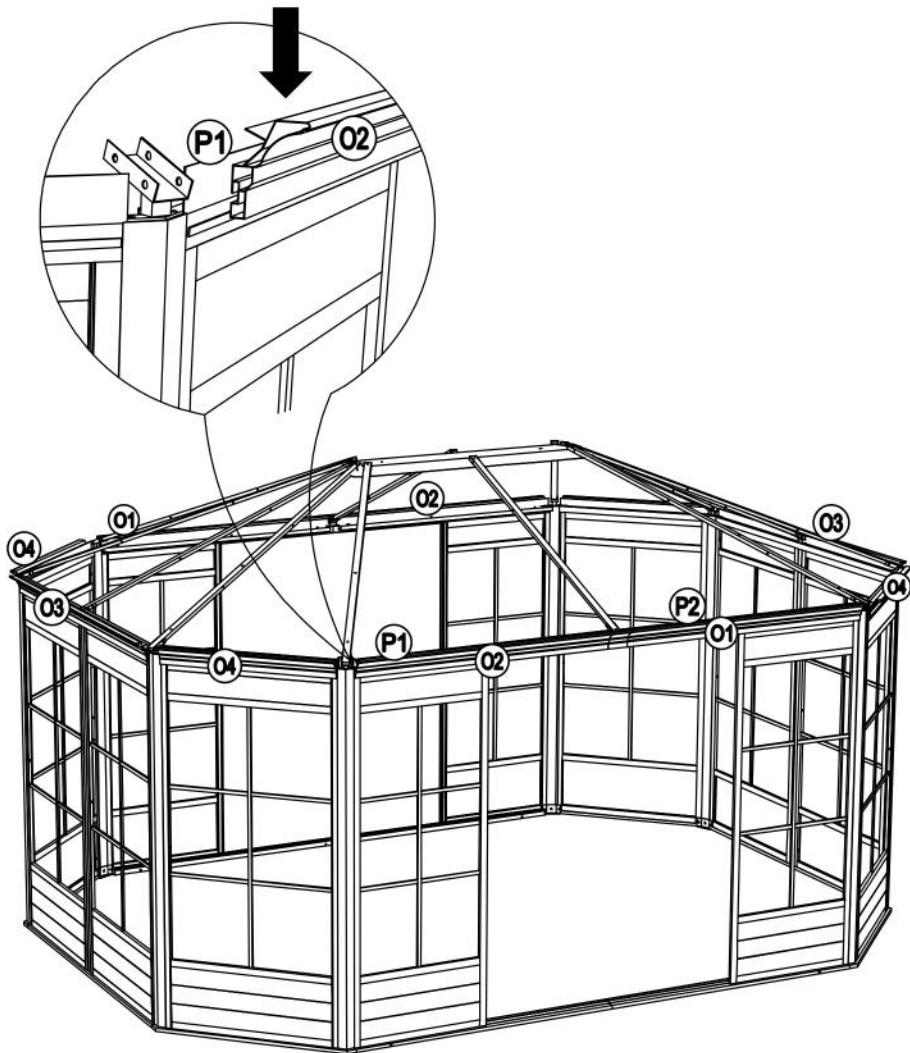
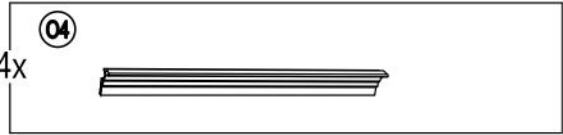




# 12

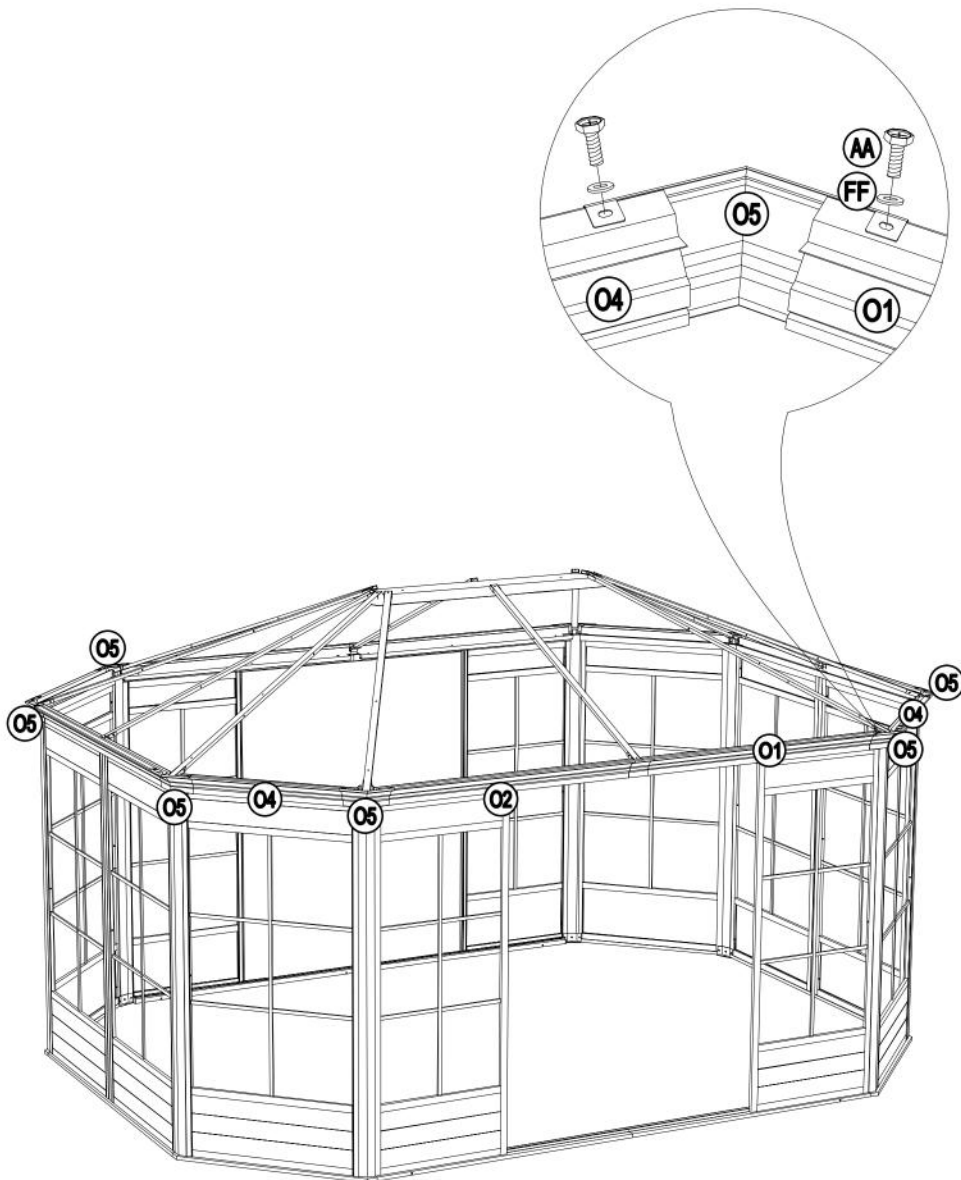
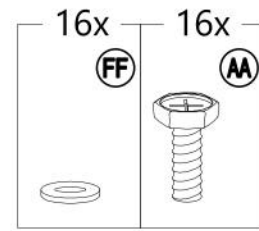
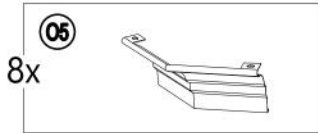




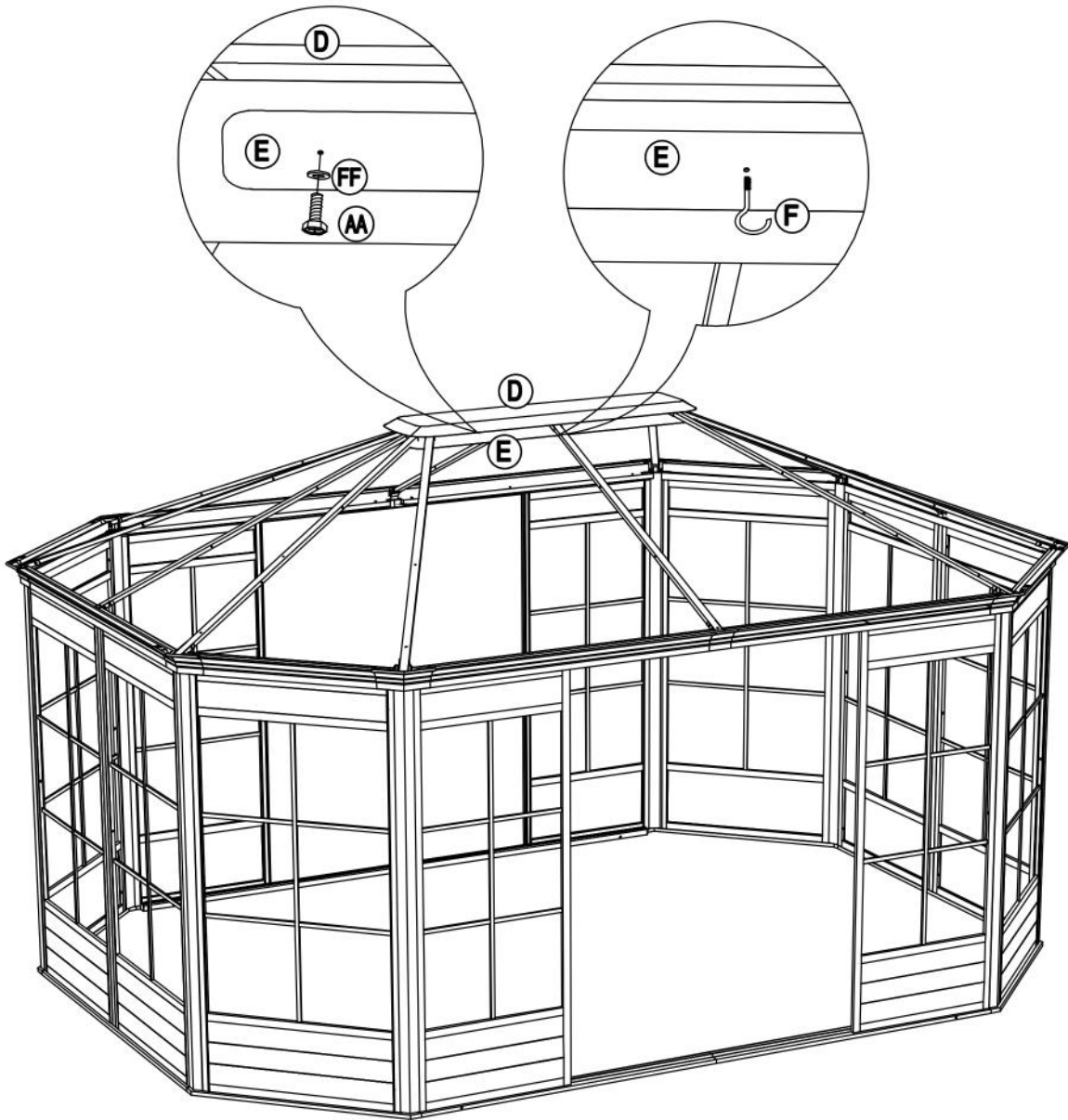
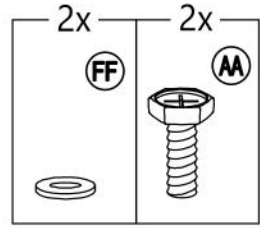
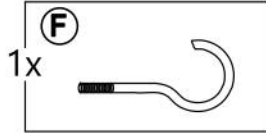
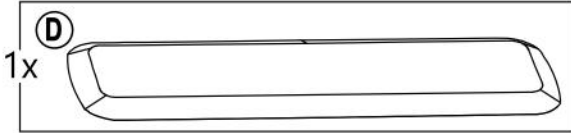
# 13



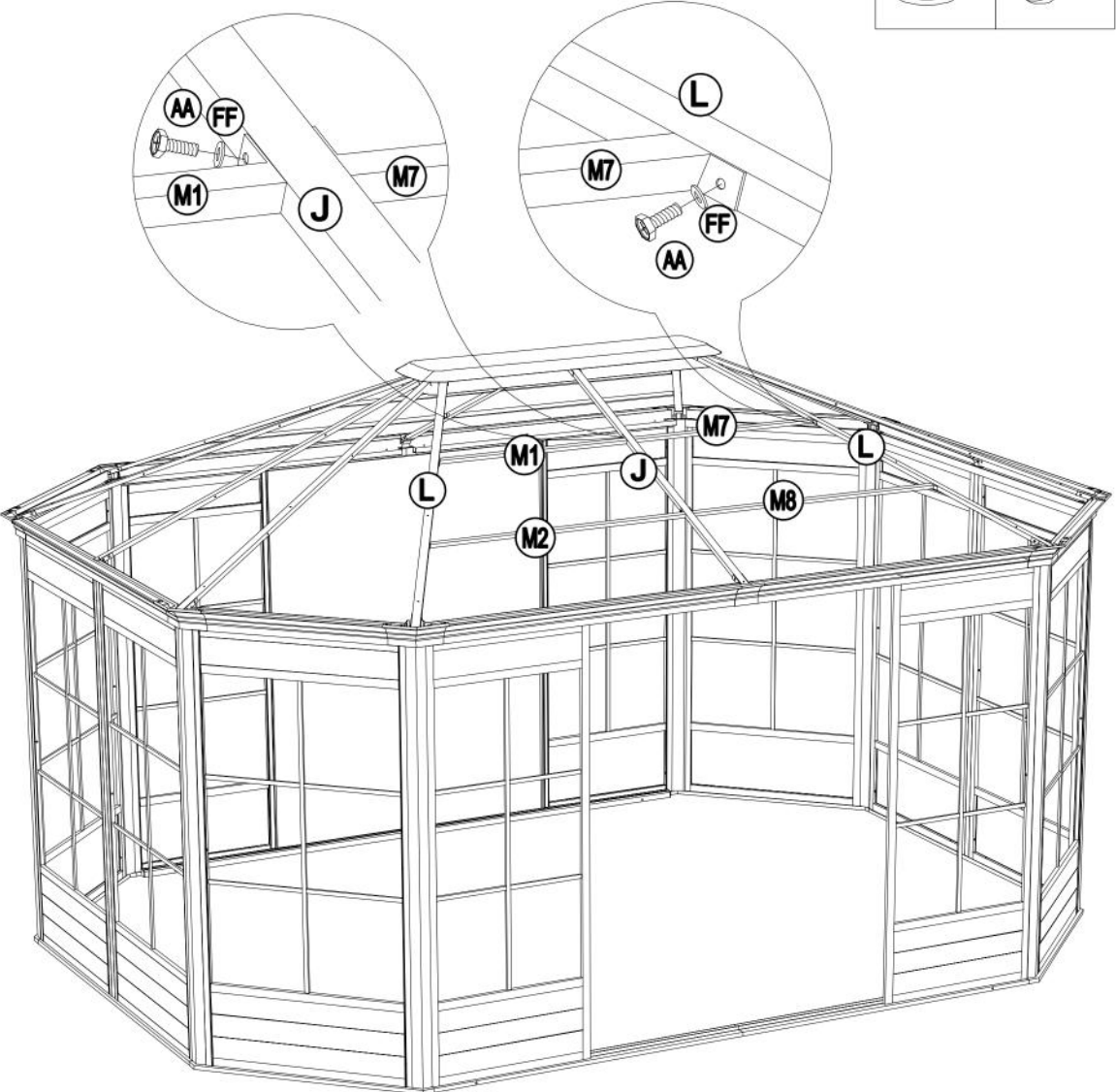
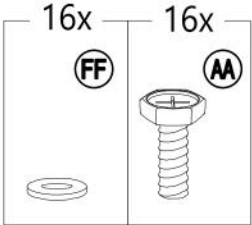


# 14



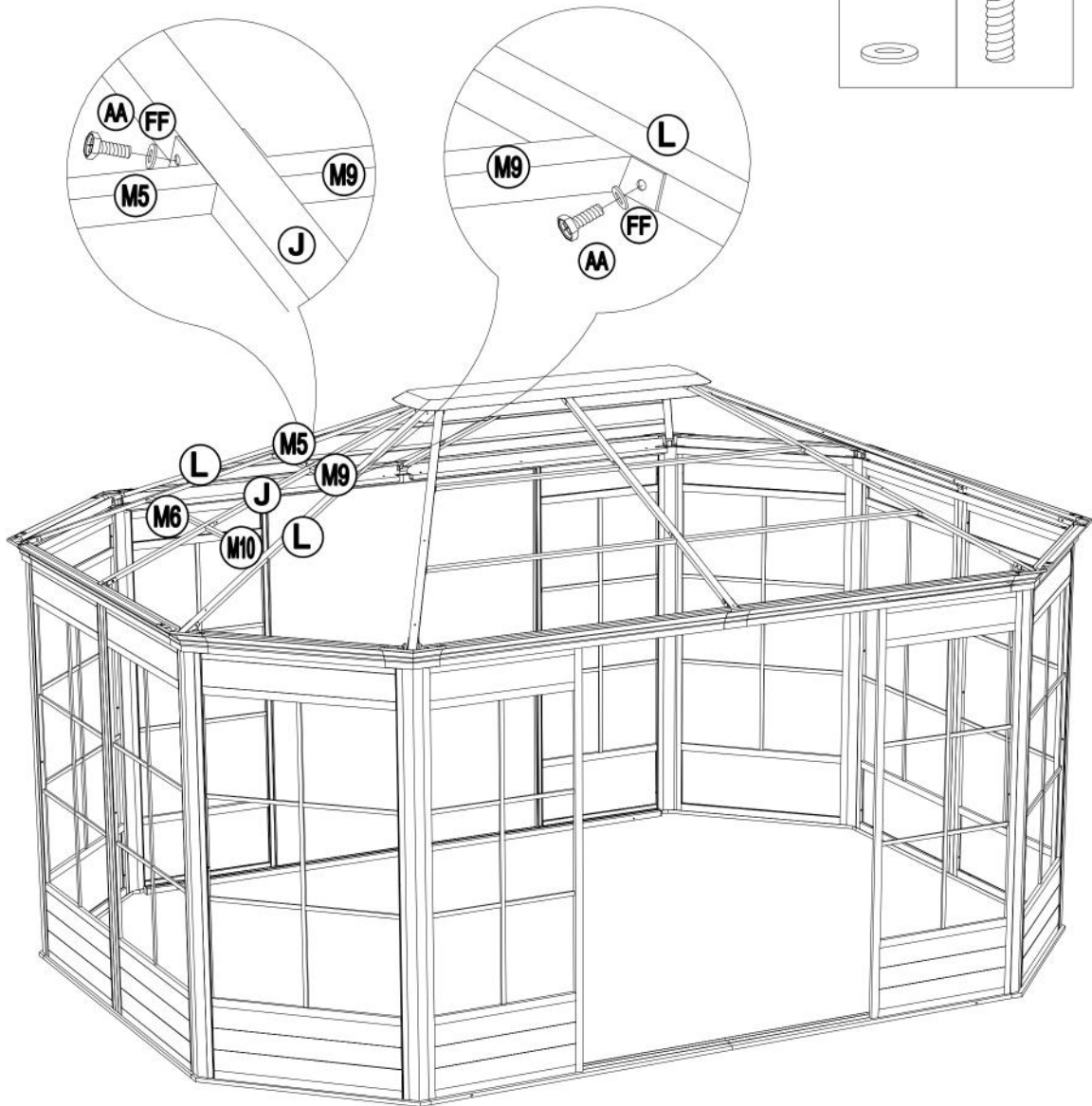
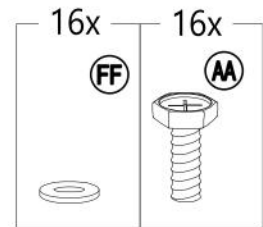
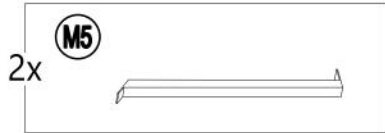
# 15



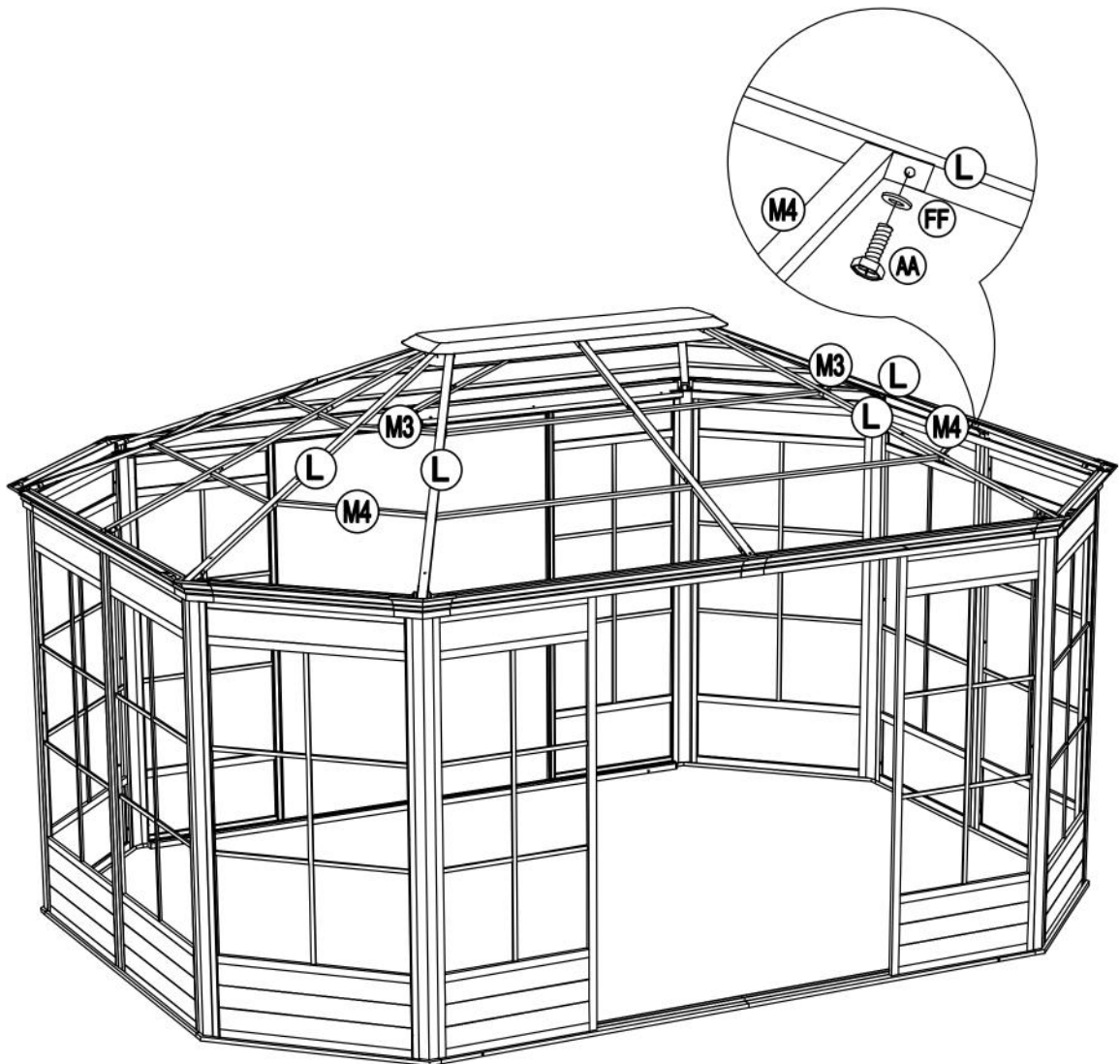
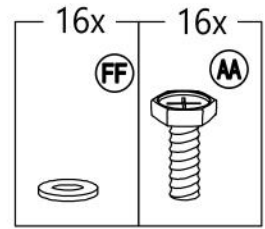
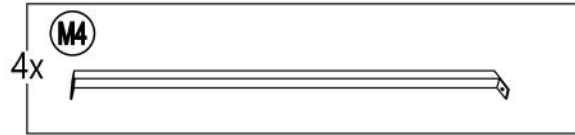
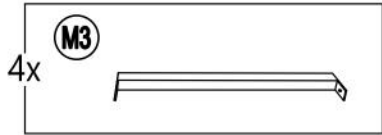
# 16



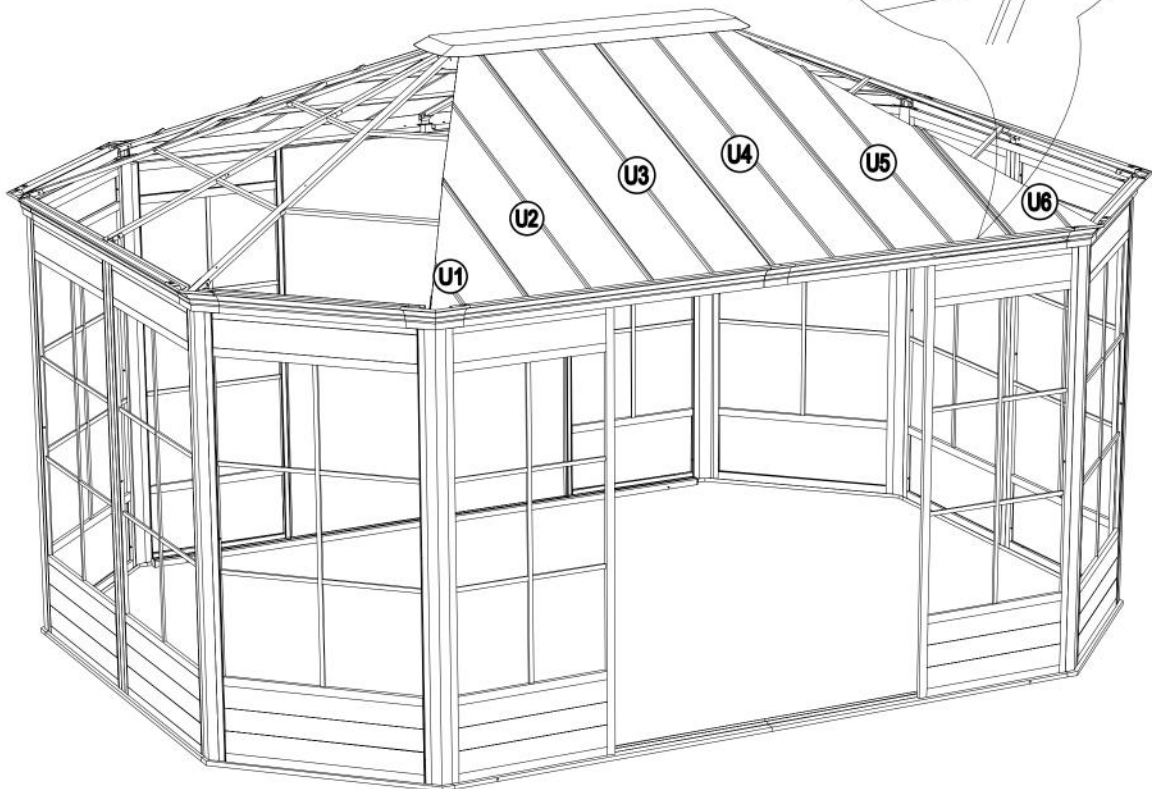
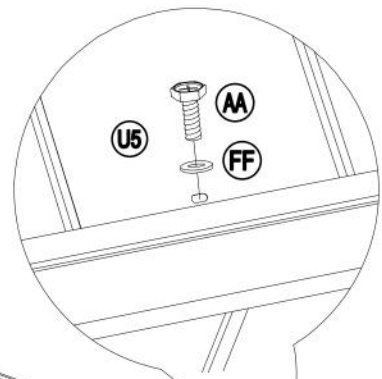
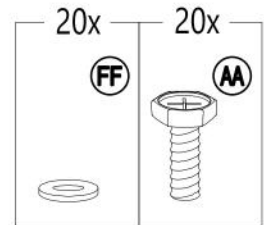
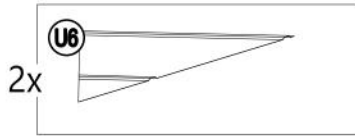
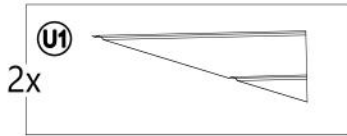
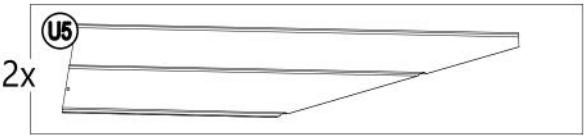
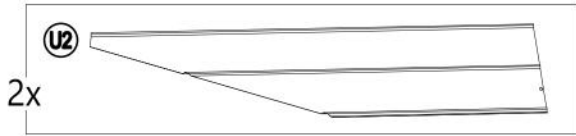

# 17

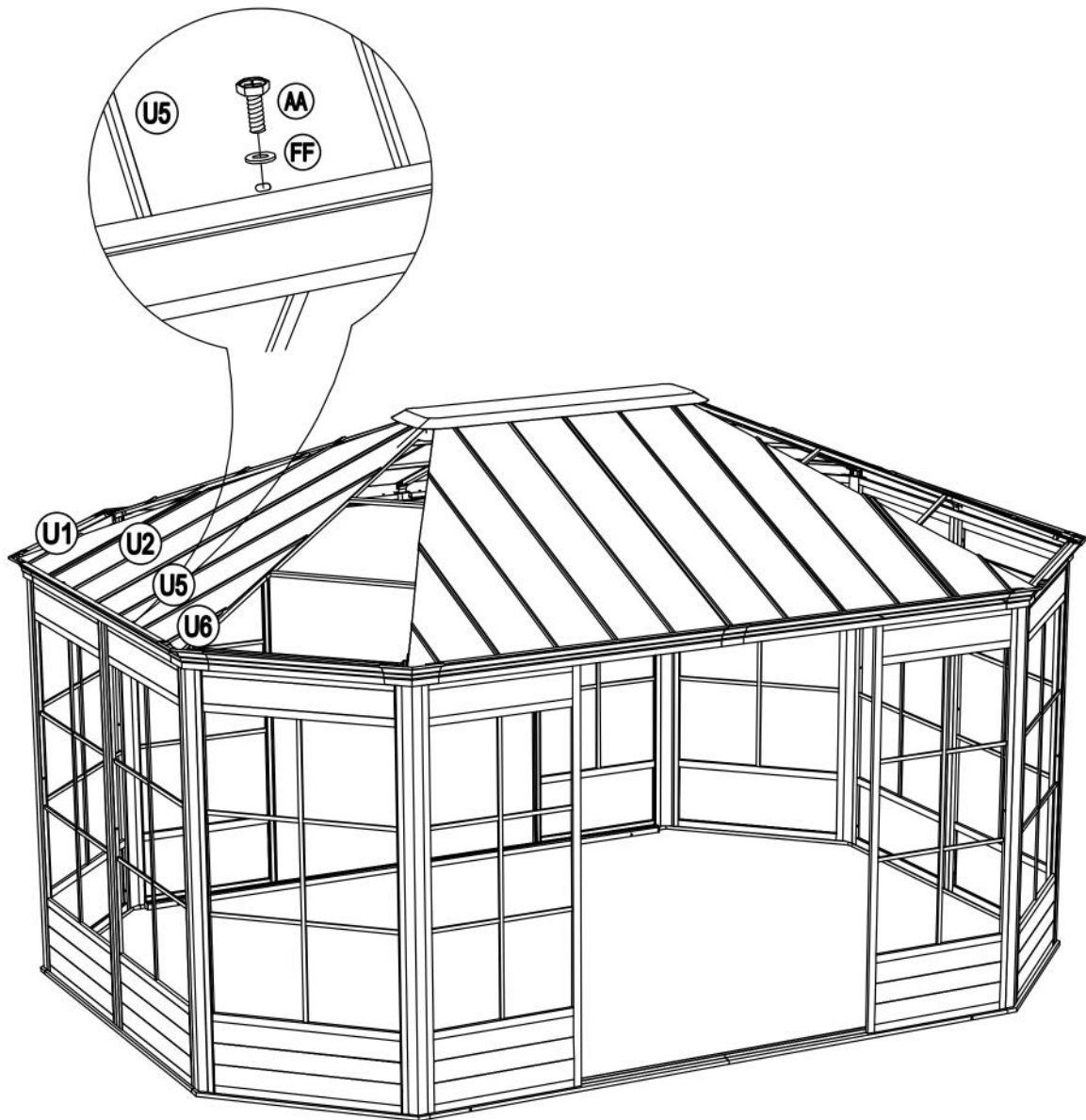
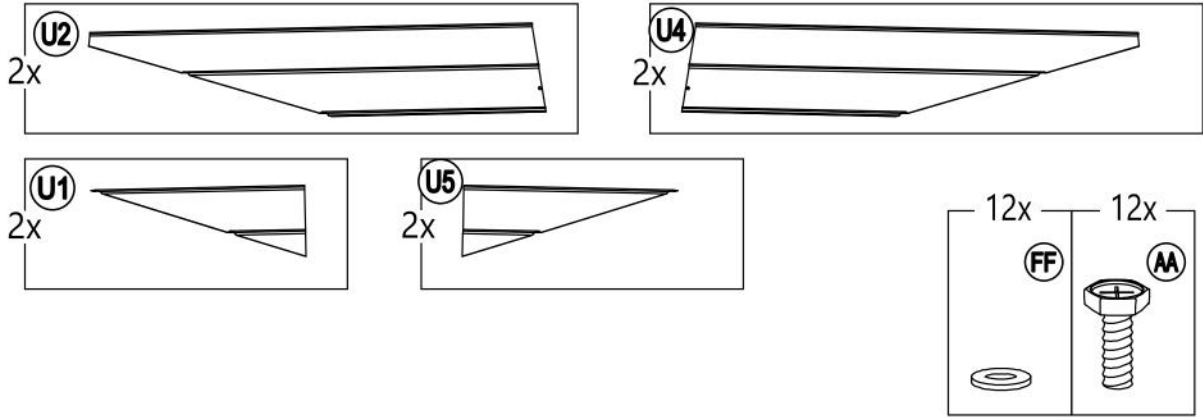


# 18



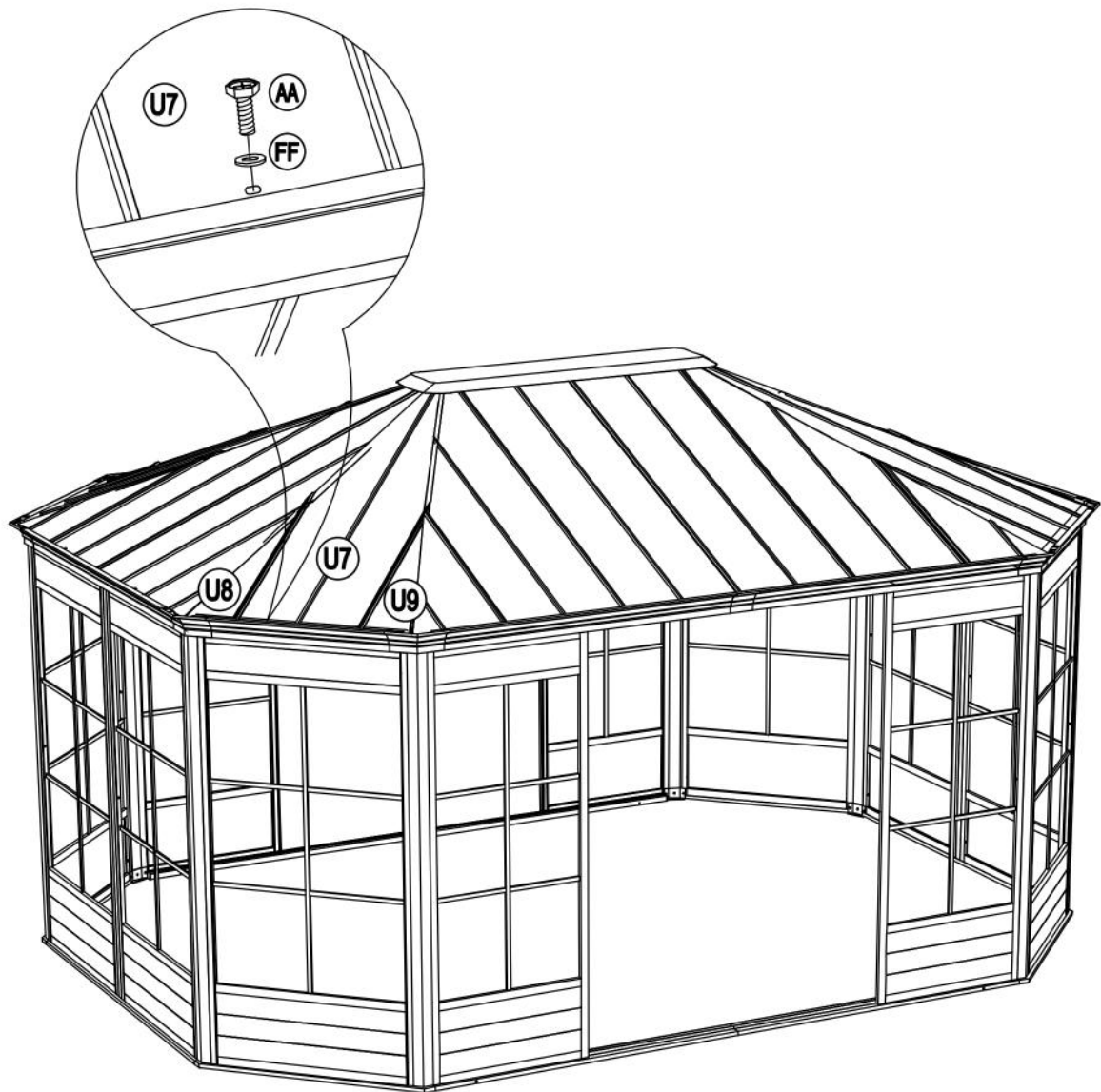
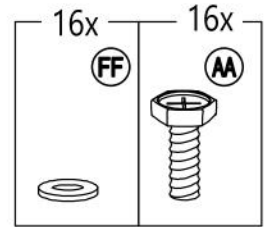
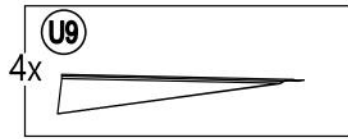
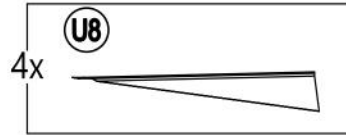

# 19

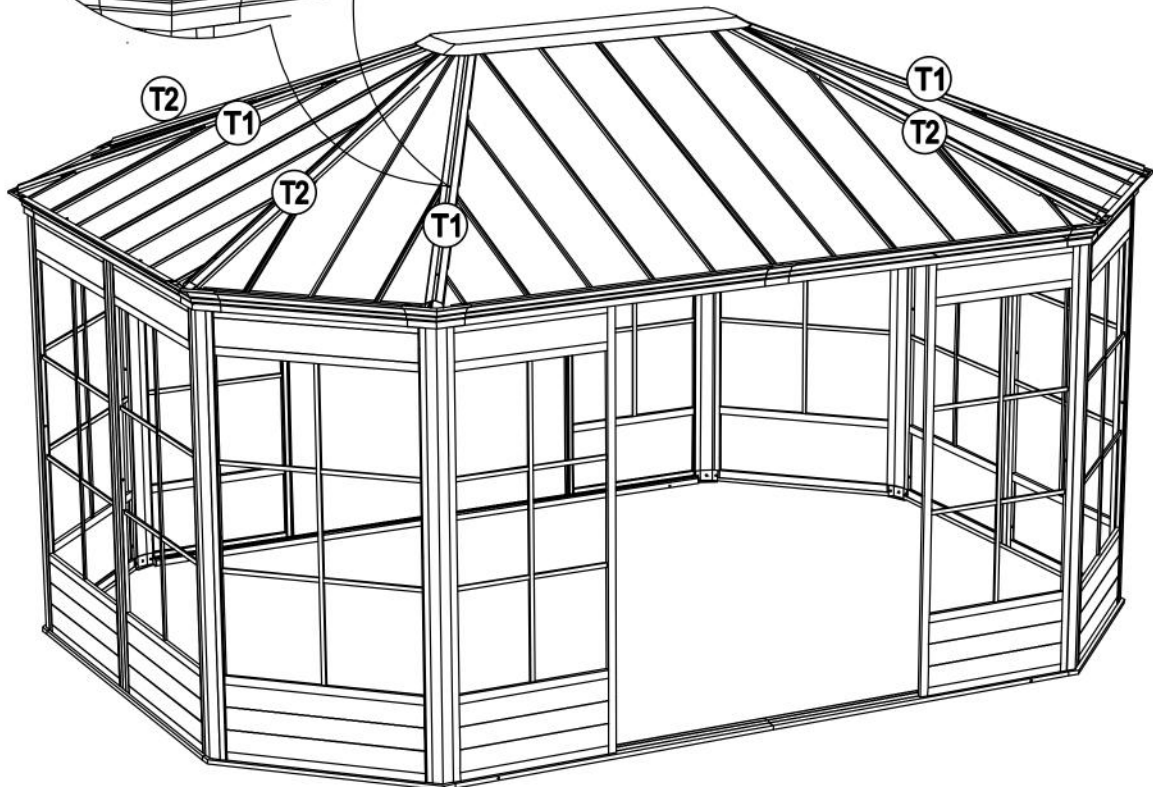
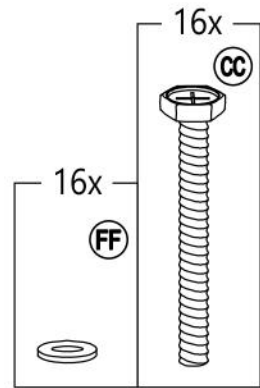
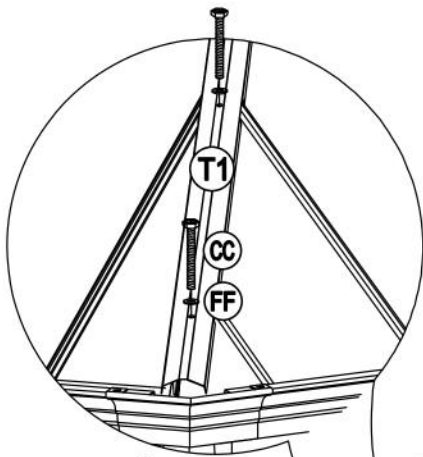
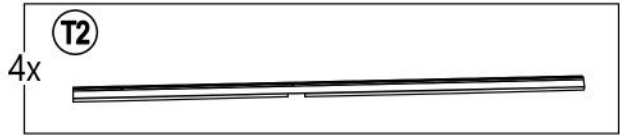
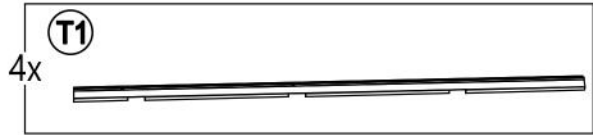




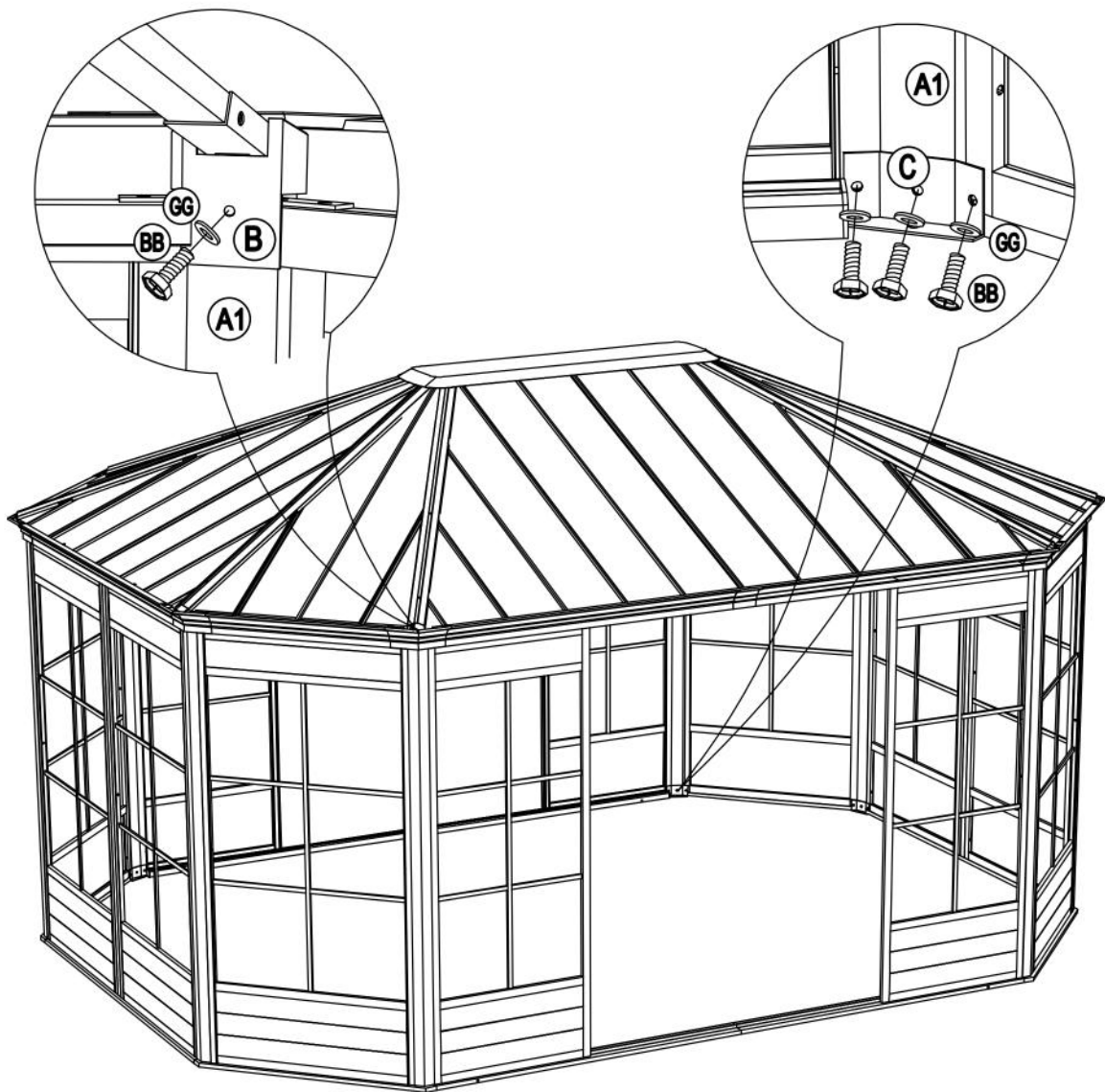
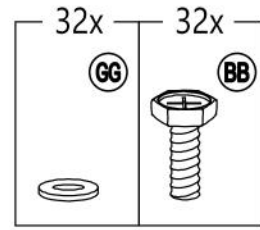
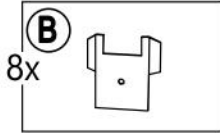



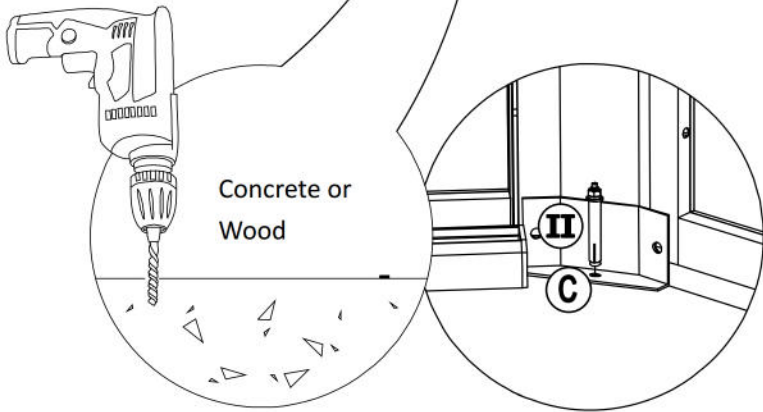
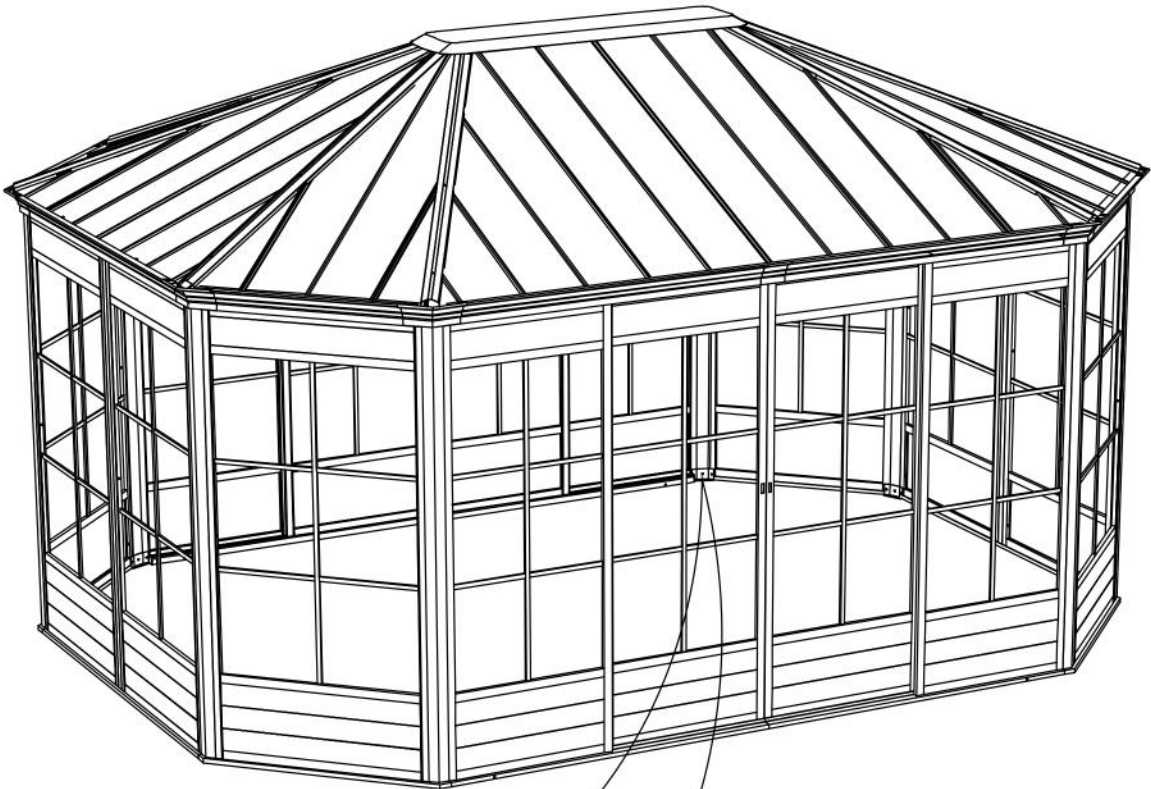
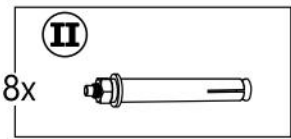
# 21

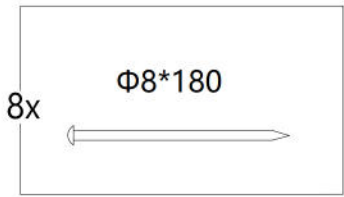





# 23







Not Included / Non Compris / No Incluidas



Distributed by:  
Costco Wholesale Corporation  
P.O. Box 34535  
Seattle, WA 98124-1535  
USA  
1-800-774-2678  
www.costco.com

Costco Wholesale Canada Ltd.\*  
415 W. Hunt Club Road  
Ottawa, Ontario  
K2E 1C5, Canada  
1-800-463-3783  
www.costco.ca  
\* faisant affaire au Québec sous  
le nom les Entrepôts Costco

Importado por:  
Importadora Primex S.A. de C.V.  
Blvd. Magnocentro No. 4  
San Fernando La Herradura  
Huixquilucan, Estado de México  
C.P. 52765  
RFC: IPR-930907-S70  
(55)-5246-5500  
www.costco.com.mx

Costco Wholesale Australia Pty Ltd  
17-21 Parramatta Road  
Lidcombe NSW 2141  
Australia  
www.costco.com.au

Costco Wholesale UK Ltd /  
Costco Online UK Ltd  
Hartspring Lane  
Watford, Herts  
WD25 8JS  
United Kingdom  
01923 213113  
www.costco.co.uk

Costco Wholesale Spain S.L.U.  
Polígono Empresarial Los Gavilanes  
C/ Agustín de Betancourt, 17  
28906 Getafe (Madrid) España  
NIF: B86509460  
900 111 155  
www.costco.es

Costco Wholesale Iceland ehf.  
Kauptún 3-7, 210 Gardabaer  
Iceland  
www.costco.is

Costco France  
1 avenue de Bréhat  
91140 Villebon-sur-Yvette  
France  
01 80 45 01 10  
www.costco.fr

Costco Wholesale Japan Ltd.  
3-1-4 Ikegami-Shincho  
Kawasaki-ku, Kawasaki-shi,  
Kanagawa 210-0832 Japan  
0570-032600  
www.costco.co.jp

Costco Wholesale Korea, Ltd.  
40, Iljik-ro  
Gwangmyeong-si  
Gyeonggi-do, 14347, Korea  
1899-9900  
www.costco.co.kr

Costco President Taiwan, Inc.  
No. 656 Chung-Hwa 5th Road  
Kaohsiung, Taiwan  
Company Tax ID: 96972798  
449-9909 or 02-449-9909 (if cellphone)  
www.costco.com.tw

Shanghai Minhang Costco Trading Co., Ltd  
No. 235, ZhuJian Road  
Minhang District, Shanghai  
China 201106  
+86-21-6257-7065

**MADE IN CHINA / FABRIQUÉ AU CHINA / HECHO EN CHINA**

Country of Origin: China  
Pais d'Origine: Chine  
Pais de Origen: China

Production Number: 2020200223  
Numéro de Production: 2020200223  
Numero de Producción: 2020200223