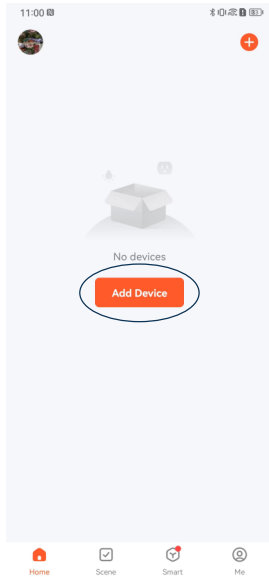


HOW TO USE TUYA APP TO CONTROL PERGO-T600

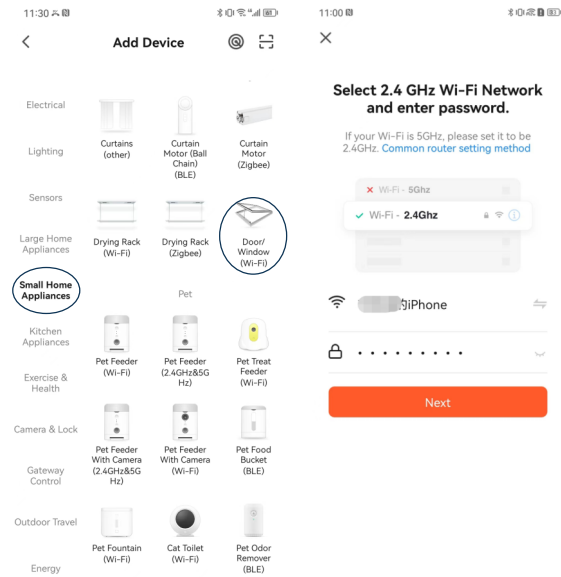
Step 1:

Download the Tuya APP on your mobile phone, open it, and display the following page, click "Add Device"



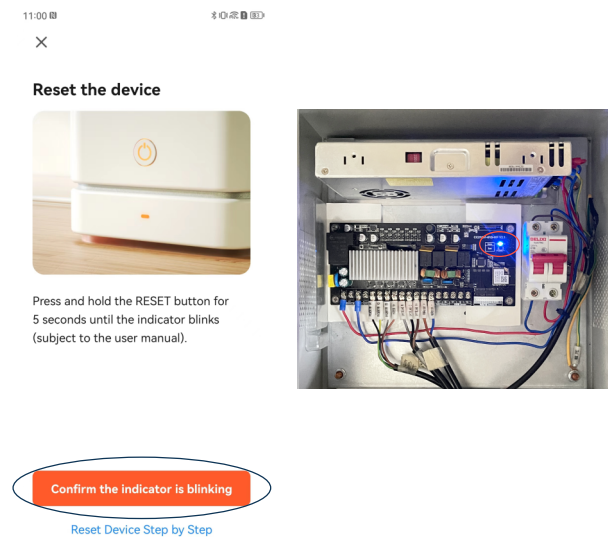
Step 2:

Step 2: Click Others, select Connector (Wi-Fi), select 2.4GHz Wi-Fi network, and enter the password, and click "Next".



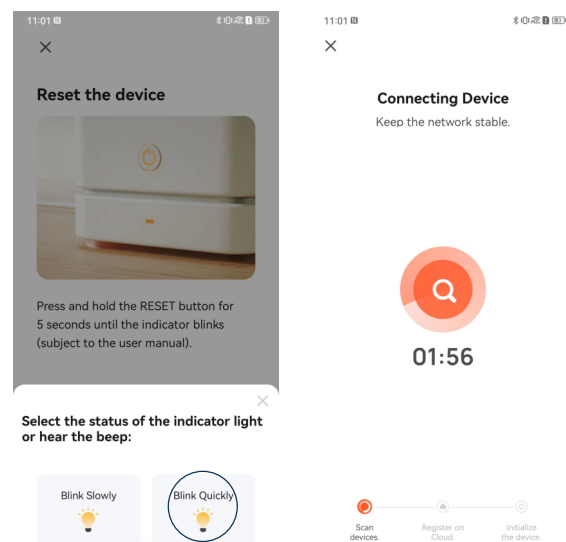
Step 3:

According to the prompt, press the "Set" button on the control panel for 5 seconds, the indicator light starts to flash, click "confirm the indicator is blinking".



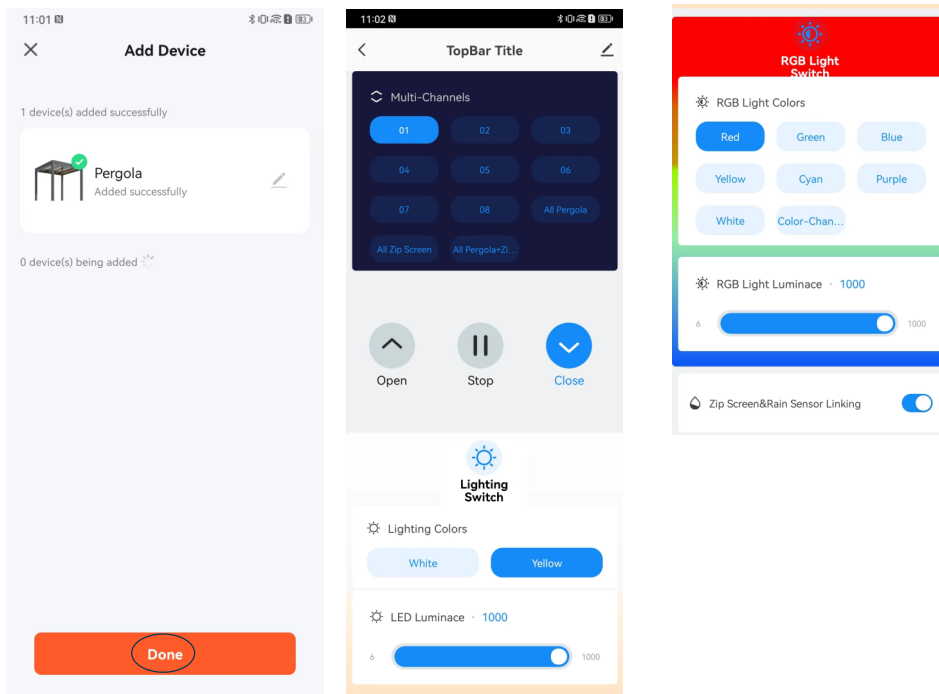
Step 4:

According to the prompt and the blinking frequency of the indicator light, click "Blink Quickly" to start searching for devices.



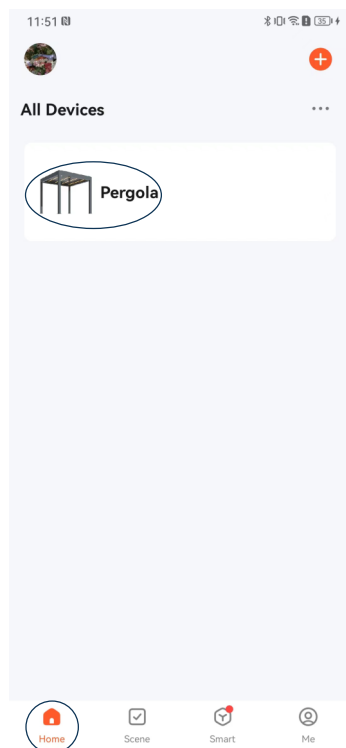
Step 5:

After searching for "Pergola", click "Done" to enter the control page.




Congratulations, the device pairing is complete!

The next time you enter the APP, click on the "Home" page and click on "Pergola" to enter the control page.



REMOTE CONTROL PAIRING




Step 1:

Press and hold the "Set button" for 2 seconds, the indicator light will start flashing and enter the pairing state.

Step 2:

Long press the remote control "stop button" for 2 seconds, after the indicator light stops flashing, release the button, and the code pairing is successful.

RAIN SENSOR PAIRING



Step 1:

Long press the "Set button" for 2 seconds, the indicator light starts to flash, and enter the code pairing state.

Step 2:

Long press the pairing button on the back of the rain sensor for 5 seconds, the pairing button flashes the blue light quickly, then release the pairing button, the indicator light stops flashing, and the code pairing is successful.

**In case of replacement of the remote control/rain sensor, first delete the programming in the control system and then repeat the above steps for pairing again.*

CONTROL SYSTEM PAIRING DELETION

Step 1:

Press the "Set button" three times continuously.

Step 2:

Press and hold the "Set button" for 5 seconds and then delete the pairing successfully.

PERGO-T600 REMOTE CONTROL INSTRUCTIONS

